
Radxa Cubie A7S Product Brief

Pocket-sized Power for AI

Revision 1.1

2026-02-04



Contents

1	Revision Control Table	2
2	Introduction	3
3	Key Features	4
3.1	Hardware	4
3.2	Interfaces	4
3.3	Software	4
4	Electrical Specifications	5
4.1	Power Requirements	5
4.2	GPIO Voltage	5
5	Peripherals	5
5.1	GPIO Interface	5
5.1.1	GPIO Alternate Functions	5
5.1.2	30-Pin Header Functions	6
5.2	15-Pin GPIO Functions	6
5.3	USB	7
5.4	Display	7
5.5	Camera	7
5.6	FPC Connector	7
5.7	FAN Connector	7
6	Mechanical Specification	8
7	Models and SKUs	9
8	Availability	9
9	Support	9
10	Trademark Acknowledgments	10

1 Revision Control Table


Version	Date	Changes from previous version
1.0	2025-12-29	First version
1.1	2026-02-04	Updated hardware interface picture

2 Introduction

Radxa Cubie A7S is a compact single-board computer based on the Allwinner A733 SoC, combining an integrated GPU and up to 3 TOPS NPU for AI and multimedia applications.

It supports up to 16GB LPDDR5 and optional onboard eMMC storage, with Gigabit Ethernet and Wi-Fi 6 / Bluetooth 5.4 connectivity.

For I/O and expansion, Cubie A7S provides USB, MIPI CSI, PCIe (via FPC), a fan header, and GPIO headers, with software support for Debian Linux and Android 13.



3 Key Features

3.1 Hardware

- **Processor:** Allwinner A733 (Dual-core Cortex-A76 up to 2.0GHz + Hexa-core Cortex-A55 up to 1.8GHz)
- **GPU:** Imagination BXM-4-64 MC1 (supports OpenGL ES 3.2, OpenCL 3.0, Vulkan 1.3)
- **NPU:** Up to 3 TOPS AI acceleration
- **Memory:** Up to 16GB LPDDR5
- **Storage:** Optional onboard eMMC, up to 256GB
- **Wireless:** Wi-Fi 6 & Bluetooth 5.4 with external antenna
- **Display:** 4K output via USB Type-C with DisplayPort Alt Mode
- **Video Decode:** H.265 / VP9 / AVS2 (up to 8Kp24)
- **Video Encode:** H.264 / H.265 (up to 4Kp30)

3.2 Interfaces

- 1× microSD Card Slot
- 1× Gigabit Ethernet
- 1× Antenna connector for external antenna
- 1× MIPI CSI (4-lane) for camera
- 1× USB Type-C (USB 3.0, DisplayPort Alt Mode & OTG)
- 1× USB Type-C (USB 2.0, 5V Power & OTG)
- 1× USB Type-A (USB 2.0, Host)
- 1× FPC Connector (PCIe 3.0 x1)
- 1× FAN Connector
- 1× USB BOOT Button
- 1× 15-Pin GPIO Header
- 1× 30-Pin GPIO Header

3.3 Software

- **Debian Linux®** support
- **Android™ 13** support
- Hardware access/control library for Linux/Android

Combined with support for both Android 13 and Debian Linux, the Cubie A7S enables a flexible software environment for prototyping and deployment across diverse use cases.

4 Electrical Specifications

4.1 Power Requirements

Radxa Cubie A7S supports DC +5V input:

- 5V / 1A power adapter via USB Type-C power port
- 5V power supplied through GPIO pins 2 & 4

4.2 GPIO Voltage

GPIO	Voltage Level	Tolerance
All GPIO	3.3V	3.63V

5 Peripherals

5.1 GPIO Interface

Radxa Cubie A7S provides 30-pin and 15-pin GPIO headers for expansion, compatible with a wide range of accessories.

5.1.1 GPIO Alternate Functions

Note: Certain pin functions (SPI, I2C, UART, PWM, etc.) might be mutually exclusive depending on software Device Tree configurations. Users should verify the required pin multiplexer settings.

5.1.2 30-Pin Header Functions

Pin#	FUNC1	FUNC2	FUNC3	FUNC4	FUNC5	FUNC6	FUNC7
1	3.3V						
3	PJ23	PWM1-5	UART3-RX	UART2-CTS	TWI7-SDA	TWI3-SDA	TWI11-SDA
5	PJ22	PWM1-4	UART3-TX	UART2-RTS	TWI7-SCK	TWI3-SCK	TWI11-SCK
7	PB0	UART2-TX	UART0-TX	DSI-TRIG-LCD-TE1	LCD0-D0	JTAG-MS	PB-EINT0
9	GND						
11	PB1	UART2-RX	UART0-RX	LCD0-D1	JTAG-CK	PB-EINT1	
13	PL6	S-JTAG-DO	S-UART0-TX	S-IR-RX	S-PWM0-4	PL-EINT6	
15	PL7	S-JTAG-DI	S-UART0-RX	S-PWM0-5	PL-EINT7		
17	3.3V						
19	PD12	PD-EINT12	PWM1-2	SPI1-MOSI <DBI-SDO>	EINK-D12	DSI1-D1P	LVDS1-D1P
21	PD13	PD-EINT13	PWM1-3	SPI1-MISO <DBI-SDI/DBI-TE/DBI-DCX>	EINK-D13	DSI1-D1N	LVDS1-D1N
23	PD11	PD-EINT11	PWM1-1	SPI1-CLK <DBI-SCLK>	EINK-D11	DSI1-D0N	LVDS1-D0N
25	GND						
27	PD17	PD-EINT17	UART3-RX	TWI2-SDA	EINK-LEH	DSI1-D2N	LVDS1-CKN
29	PB2	PB-EINT2	TWI0-SCK	JTAG-DO	LCD0-D8	HDMI-SCL	UART2-RTS

Pin#	FUNC1	FUNC2	FUNC3	FUNC4	FUNC5	FUNC6	FUNC7	FUNC8
2	+5.0V							
4	+5.0V							
6	GND							
8	PB9	UART0-TX	PWM1-1	WATCHDOG-SIG	LCD0-D16	TWI8-SCK	TWI0-SCK	PB-EINT9
10	PB10	UART0-RX	PWM1-2	PLL-LOCK-DBG	LCD0-D17	TWI8-SDA	TWI0-SDA	PB-EINT10
12	PB5	PWM0-1	LCD0-D17	TRACE-DATA0	PB-EINT5			
14	GND							
16	PJ24	PWM1-6	UART4-TX	TWI4-SCK	PJ-EINT24			
18	PJ25	PWM1-7	UART4-RX	TWI4-SDA	PJ-EINT25			
20	GND							
22	PL5	S-JTAG-CK	S-PWM0-3	PL-EINT5				
24	PD10	LCD0-D14	LVDS1-D0P	DSI1-D0P	EINK-D10	SPI1-CS0<DBI-CSX>	PWM1-0	PD-EINT10
26	PD14	LCD0-D20	EINK-D14	SPI1-HOLD<DBI-DCX/DBI-WRX>	UART3-RTS	PD-EINT14		
28	PD16	LCD0-D22	LVDS1-CKP	DSI1-D2P	EINK-OEH	TWI2-SCK	UART3-TX	PD-EINT16
30	GND							

5.2 15-Pin GPIO Functions

#PIN	Function1	Function2	Function3	Function4	Function5	Function6
1	PB3	HDMI-SDA	LCD0-D9	PB-EINT3		
2	PM3	S-UART0-RX	S-UART1-RX	S-PWM0-5	PM-EINT3	
3	PM4	S-UART0-TX	S-UART1-TX	S-PWM0-0	S-IR-RX	PM-EINT4
4	GND					
5	PB6	CLK-FANOUT1	PWM0-2	PWM0-8	TRACE-DATA1	PB-EINT6
6	PB4	PWM0-0	HDMI-CEC	LCD0-D16	TRACE-CLK	PB-EINT4
7	PB8	CLK-FANOUT3	PWM1-0	OWA0-OUT	TRACE-DATA3	PB-EINT8
8	PB7	CLK-FANOUT2	PWM0-9	OWA0-IN	TRACE-DATA2	PB-EINT7
9	GND					
10	PG0	SDC1-CLK	LCD0-D0	PWM1-1	LPC-LAD0	PG-EINT0
11	PG1	SDC1-CMD	LCD0-D1	PWM1-2	LPC-LPME	PG-EINT1
12	PG2	SDC1-D0	LCD0-D8	PWM1-3	LPC-LPCPD	PG-EINT2
13	PG3	SDC1-D1	LCD0-D9	PWM1-4	LPC-LFRAME	PG-EINT3
14	PG4	SDC1-D2	LCD0-D16	PWM1-5	LPC-LSMI	PG-EINT4
15	PG5	SDC1-D3	LCD0-D17	PWM1-6	LPC-LCLK	PG-EINT5

5.3 USB

The Cubie A7S features the following USB ports:

- **1× USB Type-C** (USB 3.0, DisplayPort Alt Mode & OTG)
- **1× USB Type-C** (USB 2.0, 5V Power & OTG)
- **1× USB Type-A** (USB 2.0, Host)

5.4 Display

The Cubie A7S supports **4K display output via USB Type-C** with **DisplayPort Alt Mode**.

5.5 Camera

The Cubie A7S includes one four-lane MIPI CSI camera connector, designed for Radxa camera accessories and compatible with many industrial cameras using Radxa adapter FPC cables.

5.6 FPC Connector

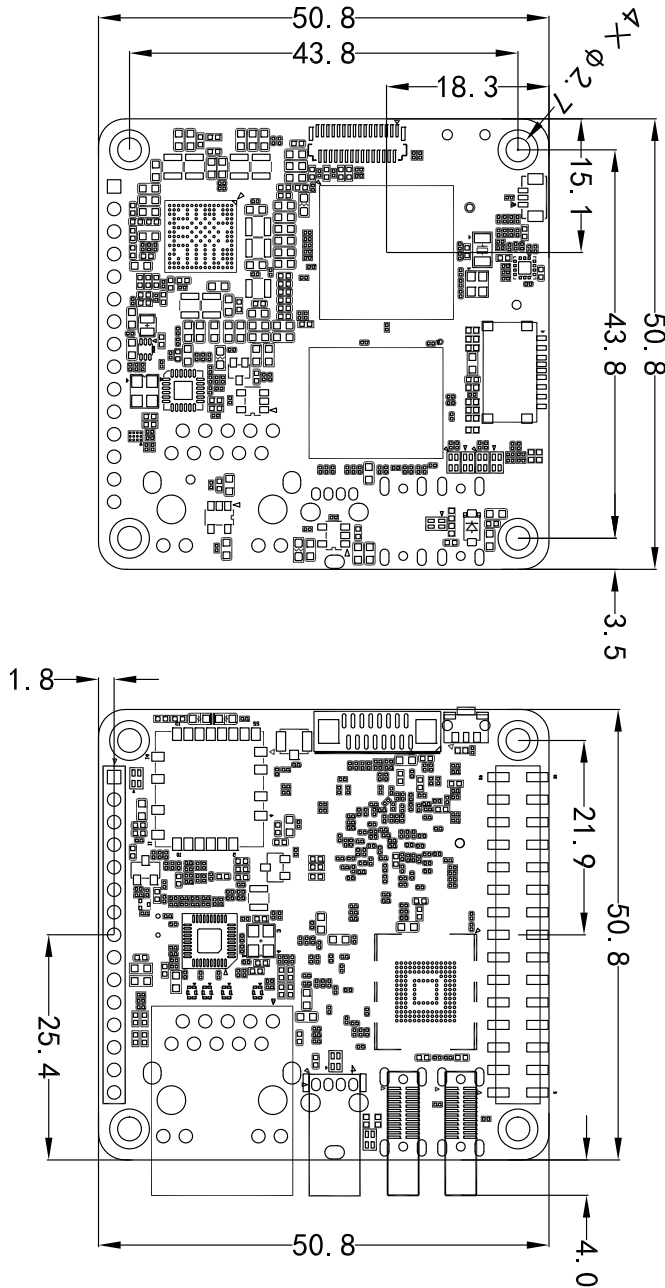
The Cubie A7S offers a FPC connector providing PCIe 3.0 one-lane signal, supporting expansion of NVMe SSD and other PCIe devices. This requires an additional expansion board / HAT.

5.7 FAN Connector

The Cubie A7S includes a FAN connector for cooling solutions, supporting 3-pin fans for thermal management under heavy workloads or high-temperature environments.

6 Mechanical Specification

- Unit: millimeters (mm)



7 Models and SKUs

Refer to the Radxa online store and distributor listings for the latest models and SKUs.

8 Availability


Radxa guarantees availability of the Radxa Cubie A7S until at least December 2030.

9 Support

For support, please refer to the hardware documentation section of the [Radxa Documentation Center](#) and post questions to the [Radxa Forum](#).

10 Trademark Acknowledgments

- **ARM®**, **Cortex®** are trademarks or registered trademarks of Arm Limited (or its subsidiaries) in the US and/or elsewhere.
- **Allwinner™** is a trademark of Allwinner Technology Co., Ltd.
- **RISC-V®** is a trademark or registered trademark of RISC-V International.
- **Bluetooth®** is a trademark or registered trademark of Bluetooth SIG, Inc. and any use by Radxa is under license.
- **Wi-Fi®** is a trademark or registered trademark of Wi-Fi Alliance.
- **HDMI®** is a trademark or registered trademark of HDMI Licensing Administrator, Inc.
- **HDCP™** is a trademark or registered trademark of Intel Corporation.
- **Linux®** is the registered trademark of Linus Torvalds in the U.S. and other countries.
- **Android™** is a trademark of Google LLC.
- **PCIe®** is a registered trademark of PCI-SIG.
- **Type-C™** is a trademark of USB Implementers Forum.
- Other trademarks and trade names mentioned in this document are the property of their respective owners.

**Note:**

FCC, CE, and other certifications may be in progress at the time of publication. For the latest certification status and documentation, please refer to Radxa's official communication channels.

© 2025 Radxa Computer (Shenzhen) Co., Ltd. All rights reserved.

All information is provided "as is" and subject to change without notice. Radxa assumes no liability for typographical or technical errors, and reserves the right to revise the documentation or hardware without prior notice.