

**Female Header**

Pitch: 2.54 x 2.54mm

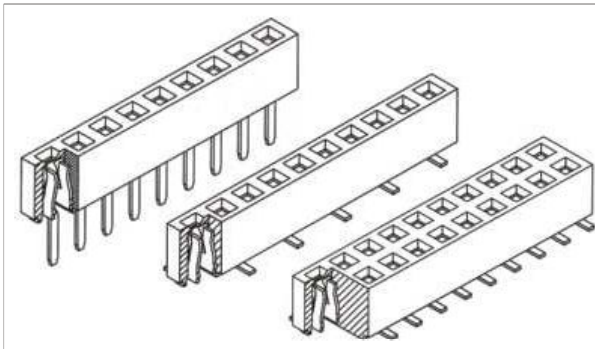
Single Row / Dual Row  
DIP / S.M.T

**Series**

215 / 217  
218

**Leyconn**

TEL: +86(755)2624 6910  
TEL: +86(755)2624 6912  
Http://www.leyconn.com

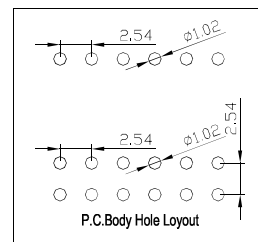
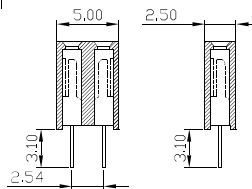
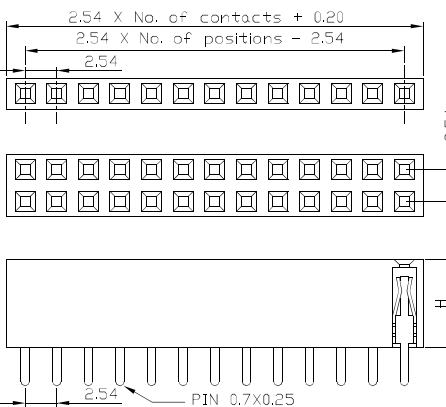
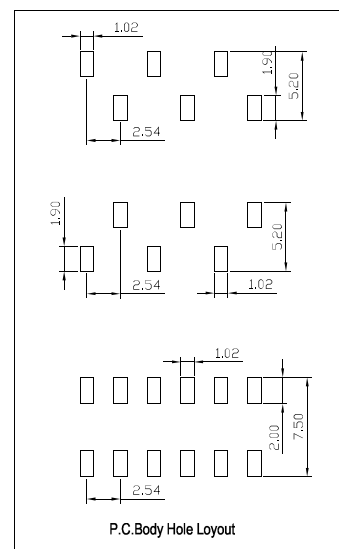
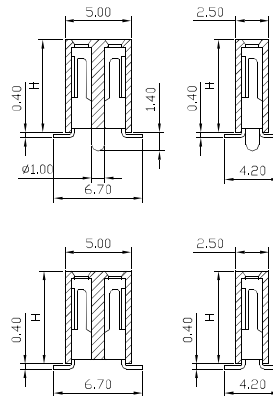
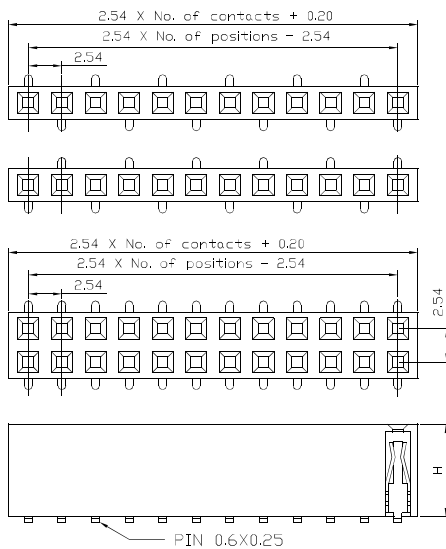


**SPECIFICATIONS:**

Current Rating: 3.0 AMP  
Contact Resistance: 30m Max  
Insulation Resistance: 1000M Min  
Withstand Voltage: 600VAC/minute  
Operation Temperature: -40 to +105°C

**MATERIALS:**

Contact Material: Phosphor Bronze  
Contact Plating: Gold or Tin over 50 Ni  
Insulator: Glass Filled Polyester(UL94V-0)  
Standard: PBT



**Ordering Code**

① ② ③ ④ ⑤ ⑥ ⑦ ⑧ ⑨ ⑩  
2 1 X X XX X X X 1 0

① Series No.:  
2= Female Header

③ Insulator Height:  
5 = 5.00mm  
7 = 7.10mm  
8 = 8.50mm

② Pitch: 1= 2.54mm

④ Dip Spacing:  
1=Single row  
2=Double row

⑤ Number of Contacts:  
Single row =01 to 40  
Double row =02 to 80

⑥ Tail & Mounting Style:  
S= Straight DIP type  
M= Straight SMT type

⑦ Contact Plated  
0= Tin  
1= Gold Flash  
2= Gold 3u"  
3= Gold 5u"  
4= Gold 10u"  
5= Gold 15u"  
6= Gold 30u"

⑧ Material Type  
0= PPS  
1= PBT  
2= LCP  
3= Nylon-66  
4= Nylon-6T  
5= PA46

⑨ Color: 1= Black

⑩ Customer Request

Due to technical progress, all the information provided is subject to change without prior notice.