



Radxa ROCK 5B+ schematic

V1.2

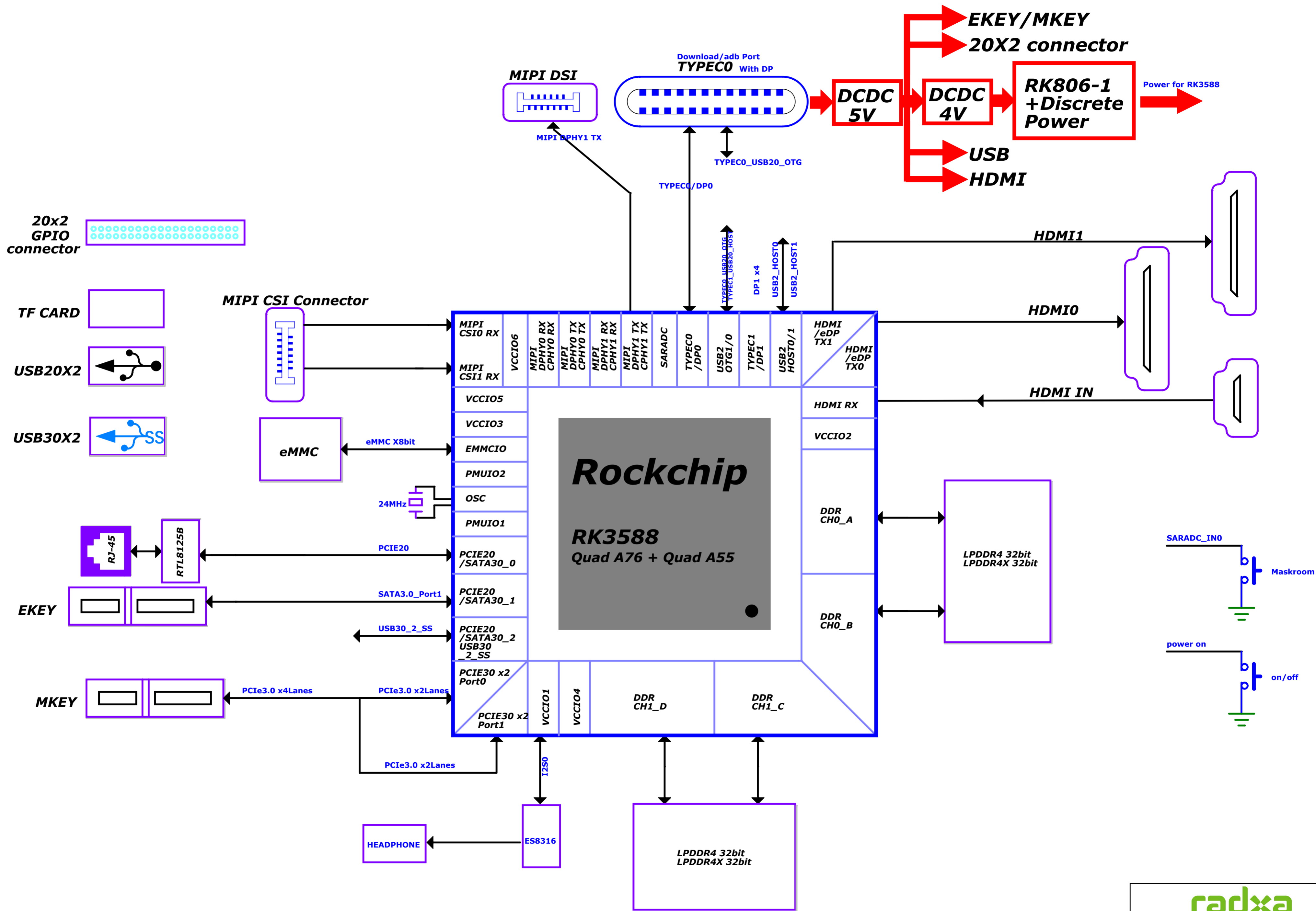


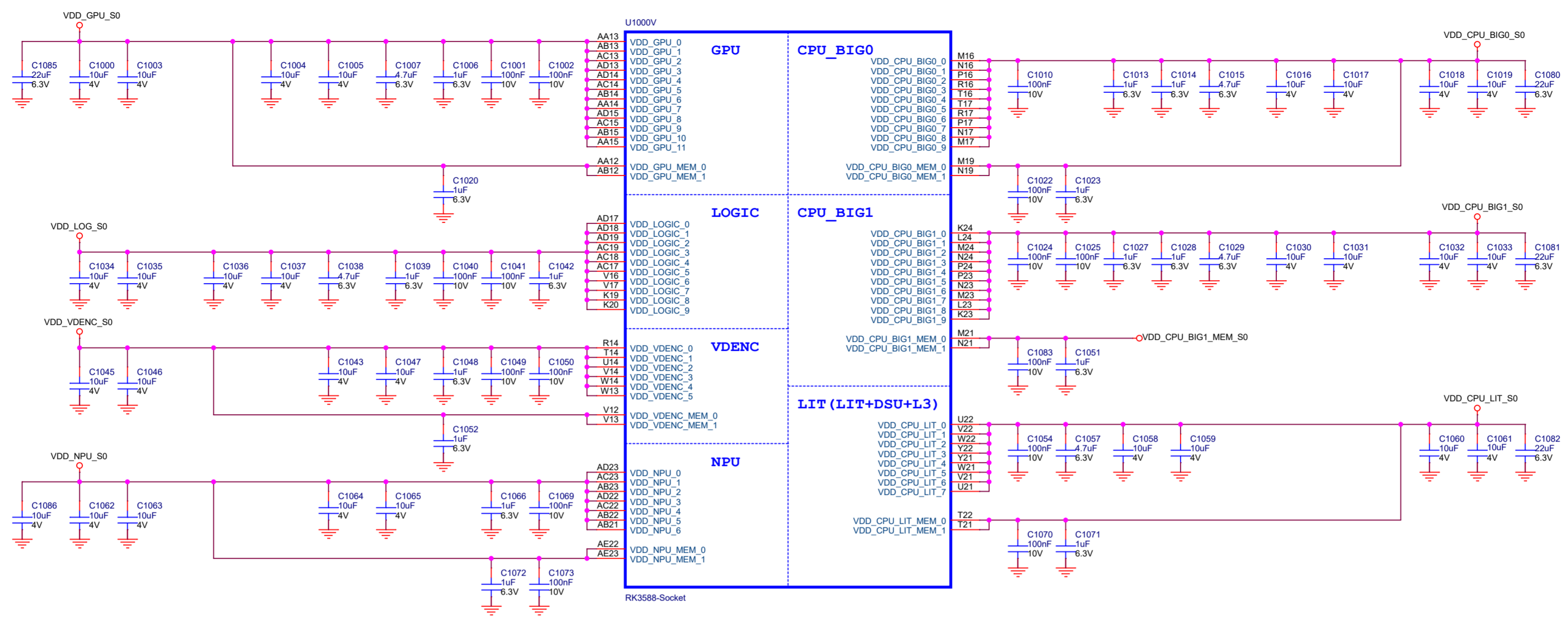
Table of Content

01. Cover
02. Table of Content
03. Block Diagram
04. RK3588 Power/GND
05. RK3588 DDR Controller
06. RK3588 OSC/PLL/PMUIO
07. RK3588 USB30/USB20 Ctrl
08. RK3588 HDMI/eDP Interface
09. RK3588 Flash/SD Controller
10. RK3588 MIPI Interface
11. RK3588 PCIE30/PCIE20/SATA30
12. RK3588 SARADC GPIO
13. RK3588 GPIO
14. LPDDR5 315P 2X32bit
15. Flash-TF Card
16. VI-HDMI2.0 RX
17. VO-HDMI2.1 TX
18. Camera MIPI-CSI
19. VO-LCM MIPI
20. Audio Codec
21. SPI/eMMC Flash
22. PCIE WIFI
23. M.2 B key 4G
24. PCIE3.0 M key X2
25. PCIE TO RJ45
26. USB30/20 Port
27. USB20 HUB
28. Type-C Port
29. CONNECT 40pin
30. Power Ext Discrete
31. Power-PMIC RK806-1
32. Power DC 5V
33. Power TYPEC IN



Size	Title: ROCK 5B+	REV
A4	Page Name: 02.Table of Content	1.2
Date:	Thursday, August 15, 2024	Sheet 2 of 33





U1000Z

H28	AVSS_1	AVSS_52	AH12
H31	AVSS_2	AVSS_53	AH15
J27	AVSS_3	AVSS_54	AH21
J28	AVSS_4	AVSS_55	AH22
J29	AVSS_5	AVSS_56	AH23
J32	AVSS_6	AVSS_57	AJ3
K26	AVSS_7	AVSS_58	AJ7
K31	AVSS_8	AVSS_59	AJ8
K32	AVSS_9	AVSS_60	AJ9
L26	AVSS_10	AVSS_61	AJ11
L31	AVSS_11	AVSS_62	AJ12
M26	AVSS_12	AVSS_63	AJ15
M32	AVSS_13	AVSS_64	AJ18
N32	AVSS_14	AVSS_65	AJ18
AA8	AVSS_15	AVSS_66	AJ21
AA10	AVSS_16	AVSS_67	AJ22
AB6	AVSS_17	AVSS_68	AJ23
AB7	AVSS_18	AVSS_69	AK4
AB8	AVSS_19	AVSS_70	AK5
AB10	AVSS_20	AVSS_71	AK7
AC5	AVSS_21	AVSS_72	AK10
AC8	AVSS_22	AVSS_73	AK11
AC10	AVSS_23	AVSS_74	AK12
AD5	AVSS_24	AVSS_75	AK14
AD8	AVSS_25	AVSS_76	AK23
AD10	AVSS_26	AVSS_77	AL3
AE6	AVSS_27	AVSS_78	AL3
AE7	AVSS_28	AVSS_79	AL4
AE9	AVSS_29	AVSS_80	AL5
AF4	AVSS_30	AVSS_81	AL11
AF7	AVSS_31	AVSS_82	AL13
AF8	AVSS_32	AVSS_83	AL23
AF11	AVSS_33	AVSS_84	AM4
AF12	AVSS_34	AVSS_85	AM8
AF13	AVSS_35	AVSS_86	AM9
AF14	AVSS_36	AVSS_87	AM18
AF15	AVSS_37	AVSS_88	AM20
AF16	AVSS_38	AVSS_89	AM22
AF21	AVSS_39	AVSS_90	AM23
AG3	AVSS_40	AVSS_91	AM24
AG6	AVSS_41	AVSS_92	AM26
AG7	AVSS_42	AVSS_93	AM28
AG10	AVSS_43	AVSS_94	AN1
AG12	AVSS_44	AVSS_95	AN2
AG15	AVSS_45	AVSS_96	AN23
AG18	AVSS_46	AVSS_97	AN31
AG21	AVSS_47	AVSS_98	AP1
AG22	AVSS_48	AVSS_99	AP17
AH4	AVSS_49	AVSS_100	AP23
AH8	AVSS_50	AVSS_101	AP34
AH11			

U1000X

L3	VSS_107	VSS_180	R19
L6	VSS_108	VSS_181	R20
L9	VSS_109	VSS_182	R21
L19	VSS_110	VSS_183	R22
L20	VSS_111	VSS_184	R23
L21	VSS_112	VSS_185	R24
L22	VSS_113	VSS_186	R25
L25	VSS_114	VSS_187	R26
M3	VSS_115	VSS_188	R28
M6	VSS_116	VSS_189	R33
M9	VSS_117	VSS_190	T3
M14	VSS_118	VSS_191	T6
M15	VSS_119	VSS_192	T7
M18	VSS_120	VSS_193	T9
M20	VSS_121	VSS_194	T11
M22	VSS_122	VSS_195	T13
M25	VSS_123	VSS_196	T15
N3	VSS_124	VSS_197	T18
N6	VSS_125	VSS_198	T19
N9	VSS_126	VSS_199	T20
N11	VSS_127	VSS_200	T23
N14	VSS_128	VSS_201	T24
N15	VSS_129	VSS_202	T25
N18	VSS_130	VSS_203	T26
N20	VSS_131	VSS_204	T27
N22	VSS_132	VSS_205	T33
N25	VSS_133	VSS_206	T3
N26	VSS_134	VSS_207	T12
N29	VSS_135	VSS_208	T13
P1	VSS_136	VSS_209	T16
P3	VSS_137	VSS_210	T17
P6	VSS_138	VSS_211	T18
P8	VSS_139	VSS_212	T20
P9	VSS_140	VSS_213	T23
P11	VSS_141	VSS_214	T24
P14	VSS_142	VSS_215	T25
P15	VSS_143	VSS_216	T26
P18	VSS_144	VSS_217	T27
P19	VSS_145	VSS_218	T28
P20	VSS_146	VSS_219	T29
P21	VSS_147	VSS_220	T30
P22	VSS_148	VSS_221	T31
P25	VSS_149	VSS_222	T32
P26	VSS_150	VSS_223	T33
P34	VSS_151	VSS_224	T34
R3	VSS_152	VSS_225	T35
R5	VSS_153	VSS_226	T36
R8	VSS_154	VSS_227	T37
R9	VSS_155	VSS_228	T38
R11	VSS_156	VSS_229	T39
R13	VSS_157	VSS_230	T40
R15	VSS_158	VSS_231	T41
R18	VSS_159	VSS_232	T42

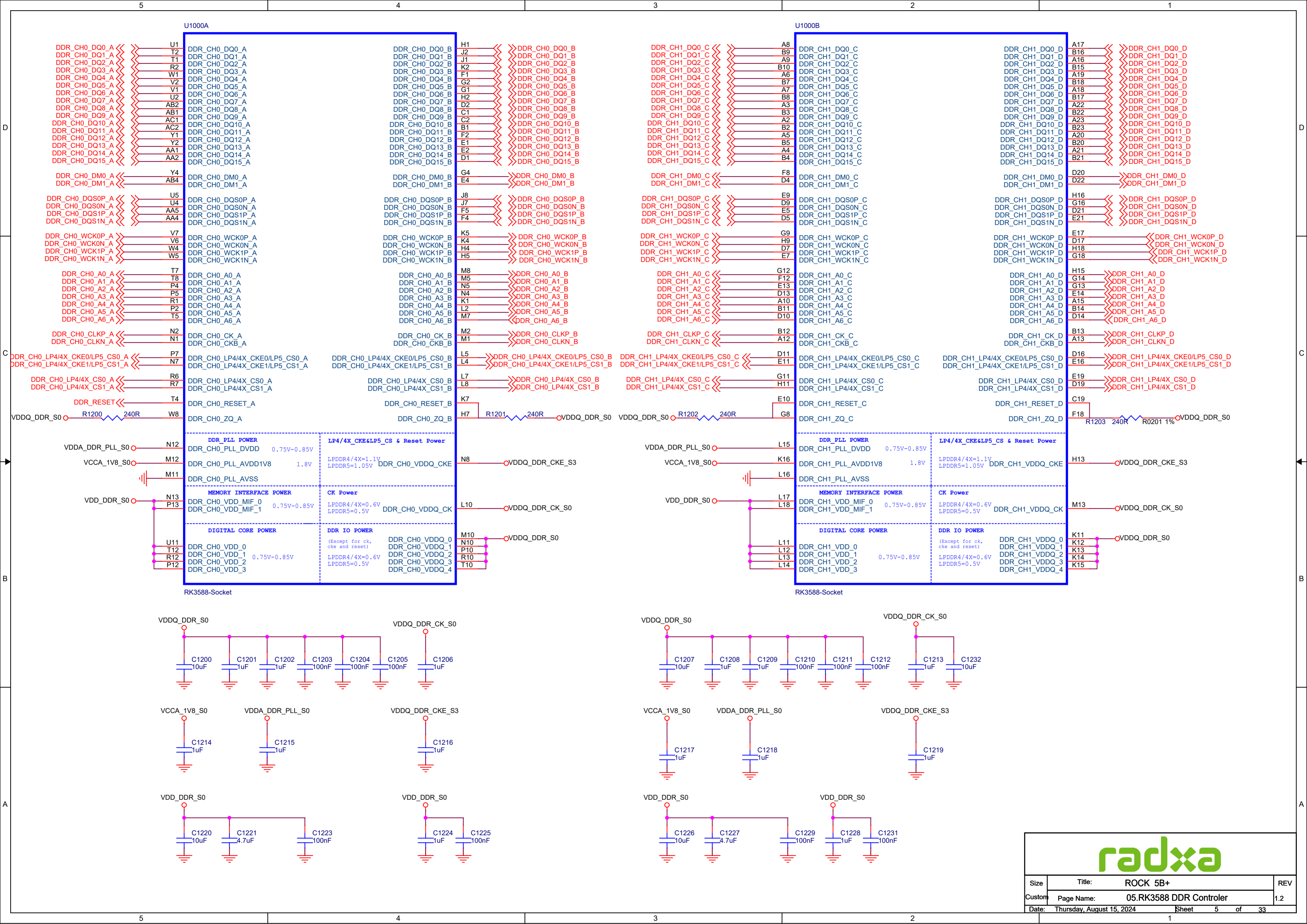
U1000W

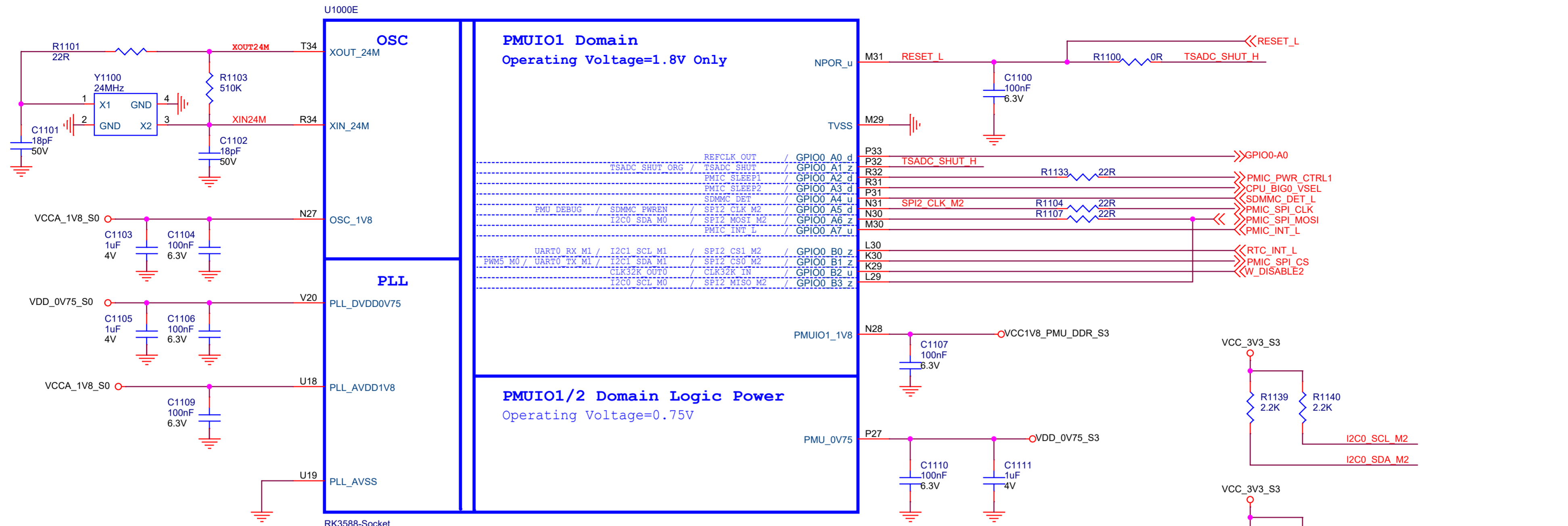
A1	VSS_1	VSS_54	F15
A11	VSS_2	VSS_55	F16
A14	VSS_3	VSS_56	F19
A34	VSS_4	VSS_57	F20
B6	VSS_5	VSS_58	F21
B9	VSS_6	VSS_59	F22
B24	VSS_7	VSS_60	F23
B27	VSS_8	VSS_61	F24
B33	VSS_9	VSS_62	F25
C3	VSS_10	VSS_63	F26
C4	VSS_11	VSS_64	F27
C5	VSS_12	VSS_65	F28
C7	VSS_13	VSS_66	F29
C8	VSS_14	VSS_67	F30
C9	VSS_15	VSS_68	F31
C10	VSS_16	VSS_69	F32
C11	VSS_17	VSS_70	F33
C12	VSS_18	VSS_71	F34
C13	VSS_19	VSS_72	F35
C14	VSS_20	VSS_73	F36
C15	VSS_21	VSS_74	F37
C16	VSS_22	VSS_75	F38
C17	VSS_23	VSS_76	F39
C18	VSS_24	VSS_77	F40
C20	VSS_25	VSS_78	F41
C21	VSS_26	VSS_79	F42
C22	VSS_27	VSS_80	F43
C23	VSS_28	VSS_81	F44
C26	VSS_29	VSS_82	F45
C28	VSS_30	VSS_83	F46
C30	VSS_31	VSS_84	F47
C32	VSS_32	VSS_85	F48
C33	VSS_33	VSS_86	F49
D3	VSS_34	VSS_87	F50
D24	VSS_35	VSS_88	F51
D31	VSS_36	VSS_89	F52
E3	VSS_37	VSS_90	F53
E6	VSS_38	VSS_91	F54
E8	VSS_39	VSS_92	F55
E12	VSS_40	VSS_93	F56
E18	VSS_41	VSS_94	F57
E20	VSS_42	VSS_95	F58
E22	VSS_43	VSS_96	F59
E23	VSS_44	VSS_97	F60
E32	VSS_45	VSS_98	F61
F3	VSS_46	VSS_99	F62
F7	VSS_47	VSS_100	F63
F9	VSS_48	VSS_101	F64
F10	VSS_49	VSS_102	F65
F11	VSS_50	VSS_103	F66
F13	VSS_51	VSS_104	F67
F14	VSS_52	VSS_105	F68
	VSS_53	VSS_106	F69

U1000Y

W3	VSS_213	VSS_266	AB18
W6	VSS_214	VSS_267	AB19
W7	VSS_215	VSS_268	AB20
W9	VSS_216	VSS_269	AB21
W10	VSS_217	VSS_270	AB22
W11	VSS_218	VSS_271	AB23
W12	VSS_219	VSS_272	AB24
W15	VSS_220	VSS_273	AC3
W16	VSS_221	VSS_274	AC4
W17	VSS_222	VSS_275	AC11
W18	VSS_223	VSS_276	AC12
W19	VSS_224	VSS_277	AC16
W20	VSS_225	VSS_278	AC20
W23	VSS_226	VSS_279	AC21
W24	VSS_227	VSS_280	AC24
W27	VSS_228	VSS_281	AC27
Y3	VSS_229	VSS_282	AD11
Y5	VSS_230	VSS_283	AD12
Y8	VSS_231	VSS_284	AD16
Y9	VSS_232	VSS_285	AD21
Y10	VSS_233	VSS_286	AD24
Y11	VSS_234	VSS_287	AD25
Y12	VSS_235	VSS_288	AD26
Y15	VSS_236	VSS_289	AE3
Y14	VSS_237	VSS_290	AE11
Y15	VSS_238	VSS_291	AE12
Y16	VSS_239	VSS_292	AE13
Y17	VSS_240	VSS_293	AE14
Y18	VSS_241	VSS_294	AE15
Y19	VSS_242	VSS_295	AE16
Y20	VSS_243	VSS_296	AE18
Y23	VSS_244	VSS_297	AE19
Y24	VSS_245	VSS_298	AE20
Y28	VSS_246	VSS_299	AE21
AA3	VSS_247	VSS_300	AE24
AA6	VSS_248	VSS_301	AE26
AA8	VSS_249	VSS_302	AF2
AA11	VSS_250	VSS_303	AF25
AA16	VSS_251	VSS_304	AF27
AA17	VSS_252	VSS_305	AF28
AA18	VSS_253	VSS_306	AF29
AA19	VSS_254	VSS_307	AF31
AA20	VSS_255	VSS_308	AF32
AA21	VSS_256	VSS_309	AF33
AA22	VSS_257	VSS_310	AF34
AA23	VSS_258	VSS_311	AF35
AA24	VSS_259	VSS_312	AG30
AA31	VSS_260	VSS_313	AJ30
AB3	VSS_261	VSS_314	AK29
AB5	VSS_262	VSS_315	AK29
AB11	VSS_263	VSS_316	AL25
AB16	VSS_264	VSS_317	AM30
AB17	VSS_265		





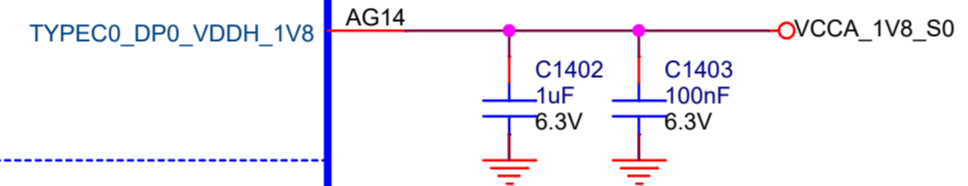
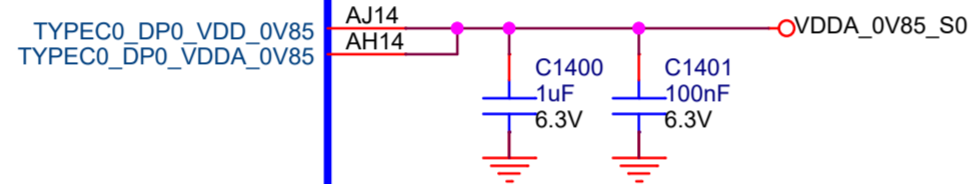
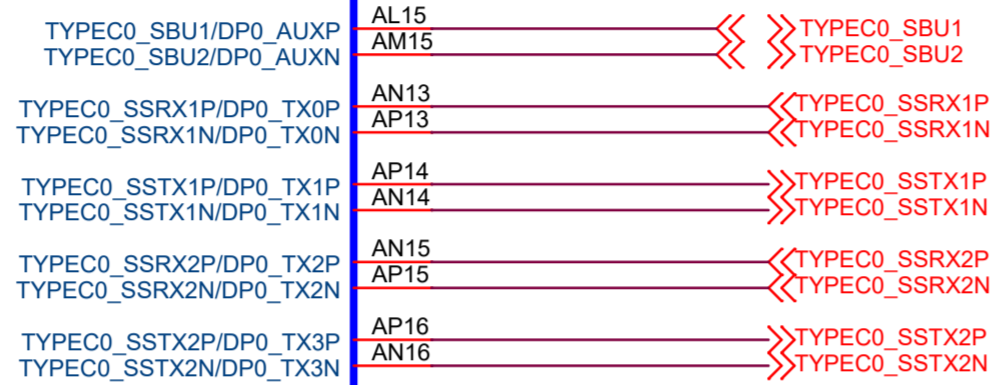


Size	Title: ROCK 5B+	REV
Custom	Page Name: 06.RK3588_OSC/PLL/PMUIO	1.2
Date: Thursday, August 15, 2024	Sheet 6 of 33	

U1000M

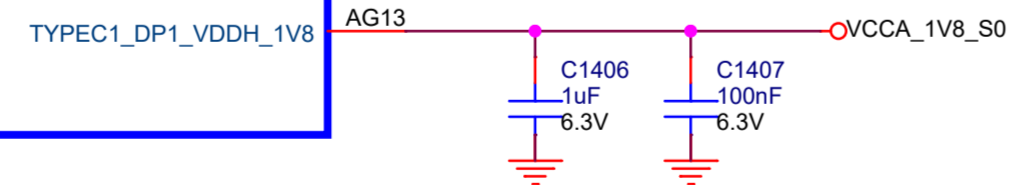
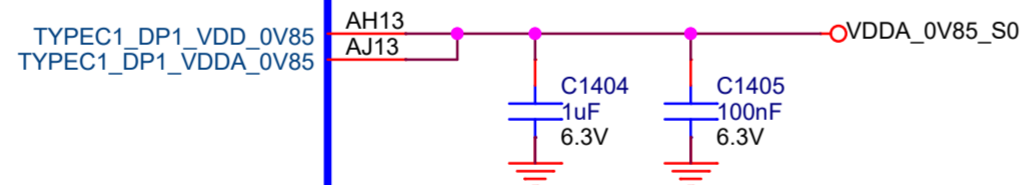

USB3.0 OTG/DP1.4 Alt of TYPEC0

USB:U3/Gen1----Controller0
DP:RBR/HBR/HBR2/HBR3



USB3.0 OTG/DP1.4 Alt of TYPEC1

USB:U3/Gen1----Controller1
DP:RBR/HBR/HBR2/HBR3



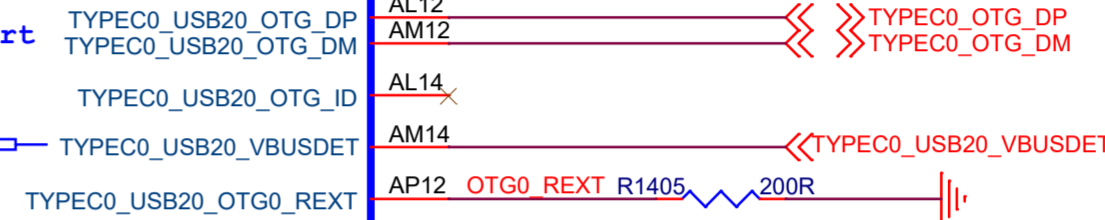
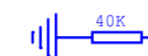
RK3588-Socket

U1000L

USB2.0 of TYPEC0 (OTG/HOST/DEVICE)

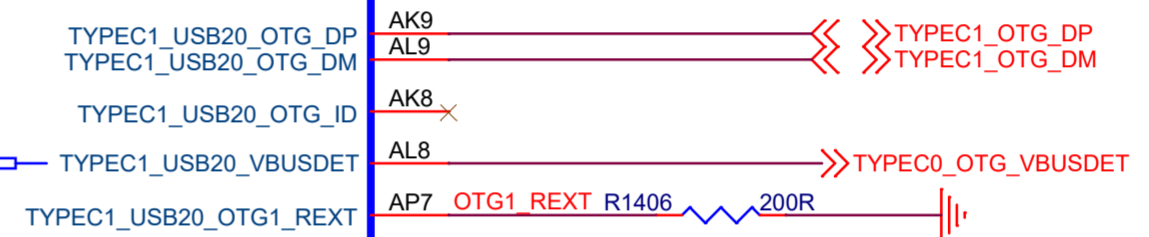
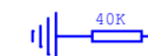
HS/FS/LS

Download Port



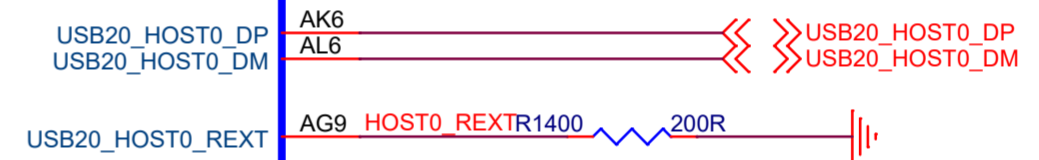
USB2.0 of TYPEC1 (OTG/HOST/DEVICE)

HS/FS/LS



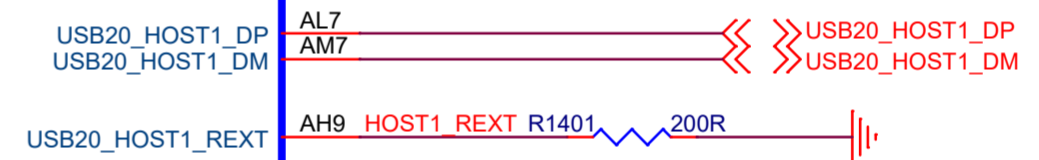
USB2.0 HOST0

HS/FS/LS

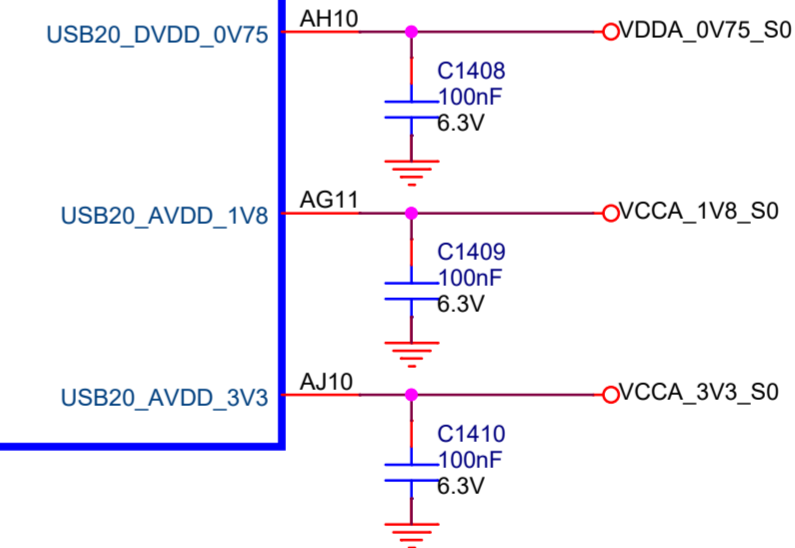


USB2.0 HOST1

HS/FS/LS



USB2.0 POWER



RK3588-Socket



U1000S

HDMI TX/eDP MUX Port0

HDMI:V2.1 12Gbps
eDP: V1.3 5.4Gbps

HDMI_TX0_SBDP/EDP_TX0_AUXP
HDMI_TX0_SBDN/EDP_TX0_AUXN

HDMI_TX0_D0P/EDP_TX0_D0P
HDMI_TX0_D0N/EDP_TX0_D0N

HDMI_TX0_D1P/EDP_TX0_D1P
HDMI_TX0_D1N/EDP_TX0_D1N

HDMI_TX0_D2P/EDP_TX0_D2P
HDMI_TX0_D2N/EDP_TX0_D2N

HDMI_TX0_D3P/EDP_TX0_D3P
HDMI_TX0_D3N/EDP_TX0_D3N

HDMI/EDP_TX0_REXT

HDMI/EDP_TX0_VDD_0V75

HDMI/EDP_TX0_AVDD_0V75

HDMI/EDP_TX0_VDD_IO_1V8
HDMI/EDP_TX0_VDD_CMN_1V8

HDMI TX/eDP MUX Port1

HDMI:V2.1 12Gbps
eDP: V1.3 5.4Gbps

HDMI_TX1_SBDP/EDP_TX1_AUXP
HDMI_TX1_SBDN/EDP_TX1_AUXN

HDMI_TX1_D0P/EDP_TX1_D0P
HDMI_TX1_D0N/EDP_TX1_D0N

HDMI_TX1_D1P/EDP_TX1_D1P
HDMI_TX1_D1N/EDP_TX1_D1N

HDMI_TX1_D2P/EDP_TX1_D2P
HDMI_TX1_D2N/EDP_TX1_D2N

HDMI_TX1_D3P/EDP_TX1_D3P
HDMI_TX1_D3N/EDP_TX1_D3N

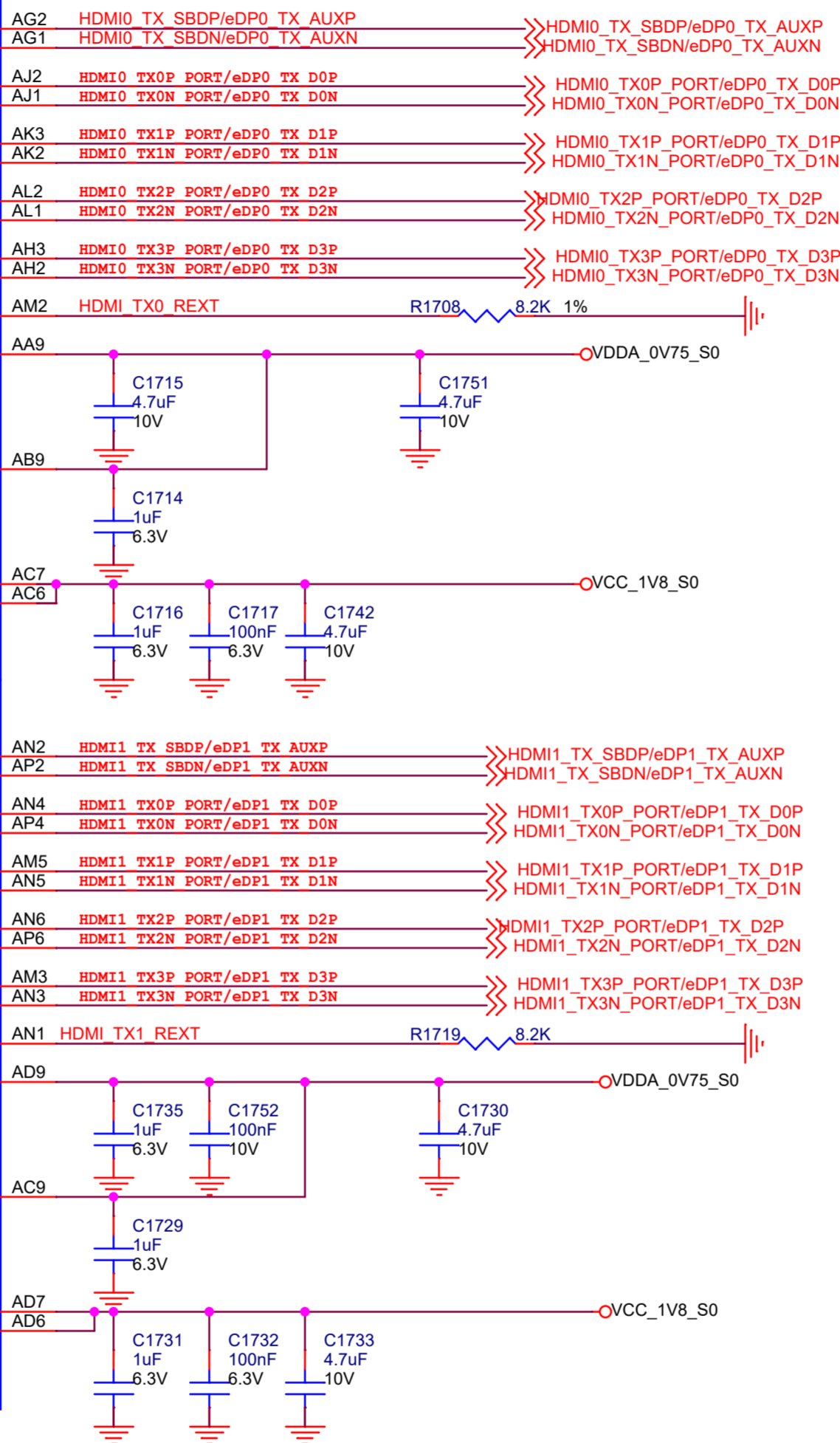
HDMI/EDP_TX1_REXT

HDMI/EDP_TX1_VDD_0V75

HDMI/EDP_TX1_AVDD_0V75

HDMI/EDP_TX1_VDD_IO_1V8
HDMI/EDP_TX1_VDD_CMN_1V8

RK3588-Socket



U1000T

HDMI RX

HDMI:V2.0

HDMI_RX_D0P
HDMI_RX_D0N

HDMI_RX_D1P
HDMI_RX_D1N

HDMI_RX_D2P
HDMI_RX_D2N

HDMI_RX_CLKP
HDMI_RX_CLKN

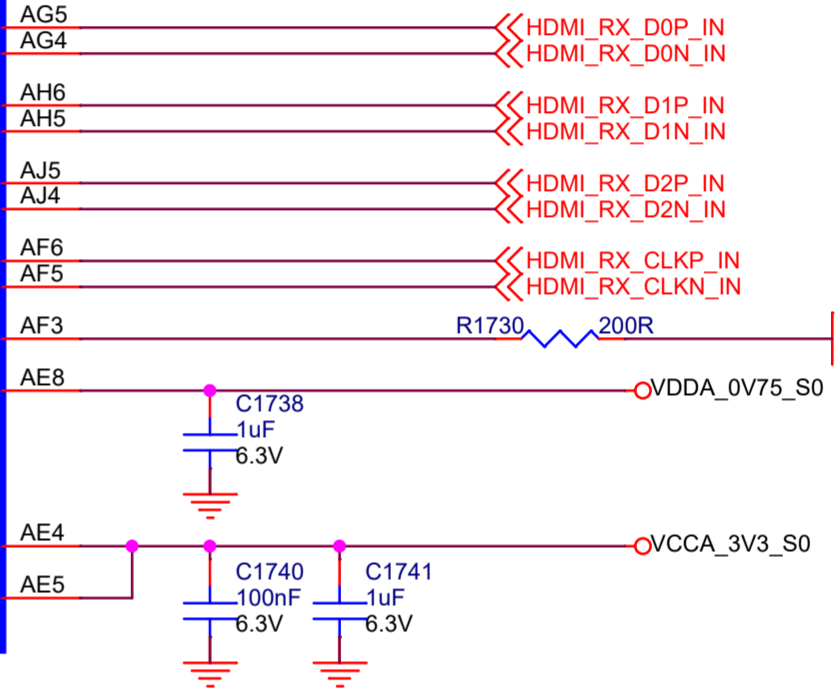
HDMI_RX_REXT

HDMI_RX_AVDD0V75

HDMI_RX_VPH3V3

HDMI_RX_DVDD3V3

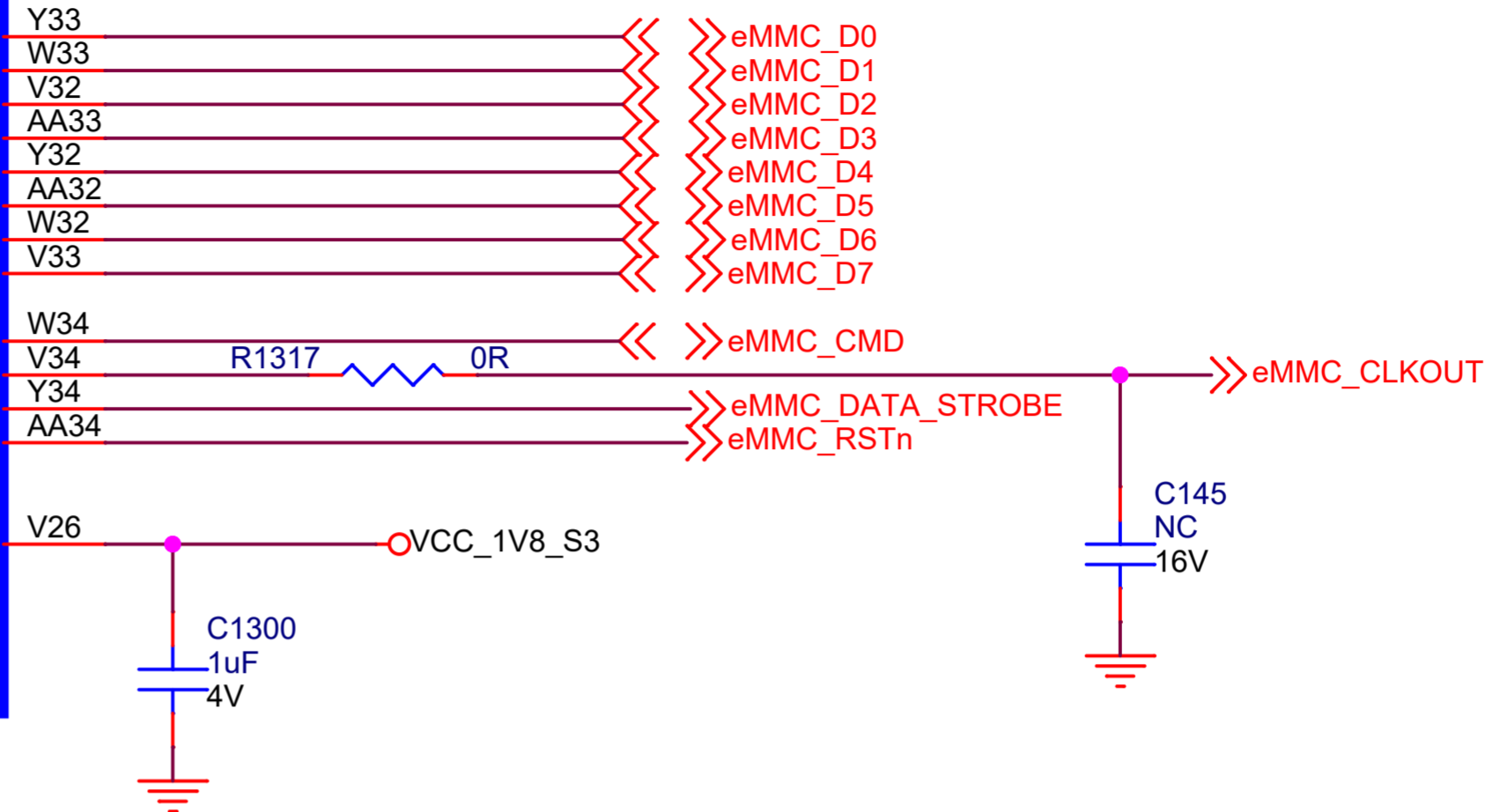
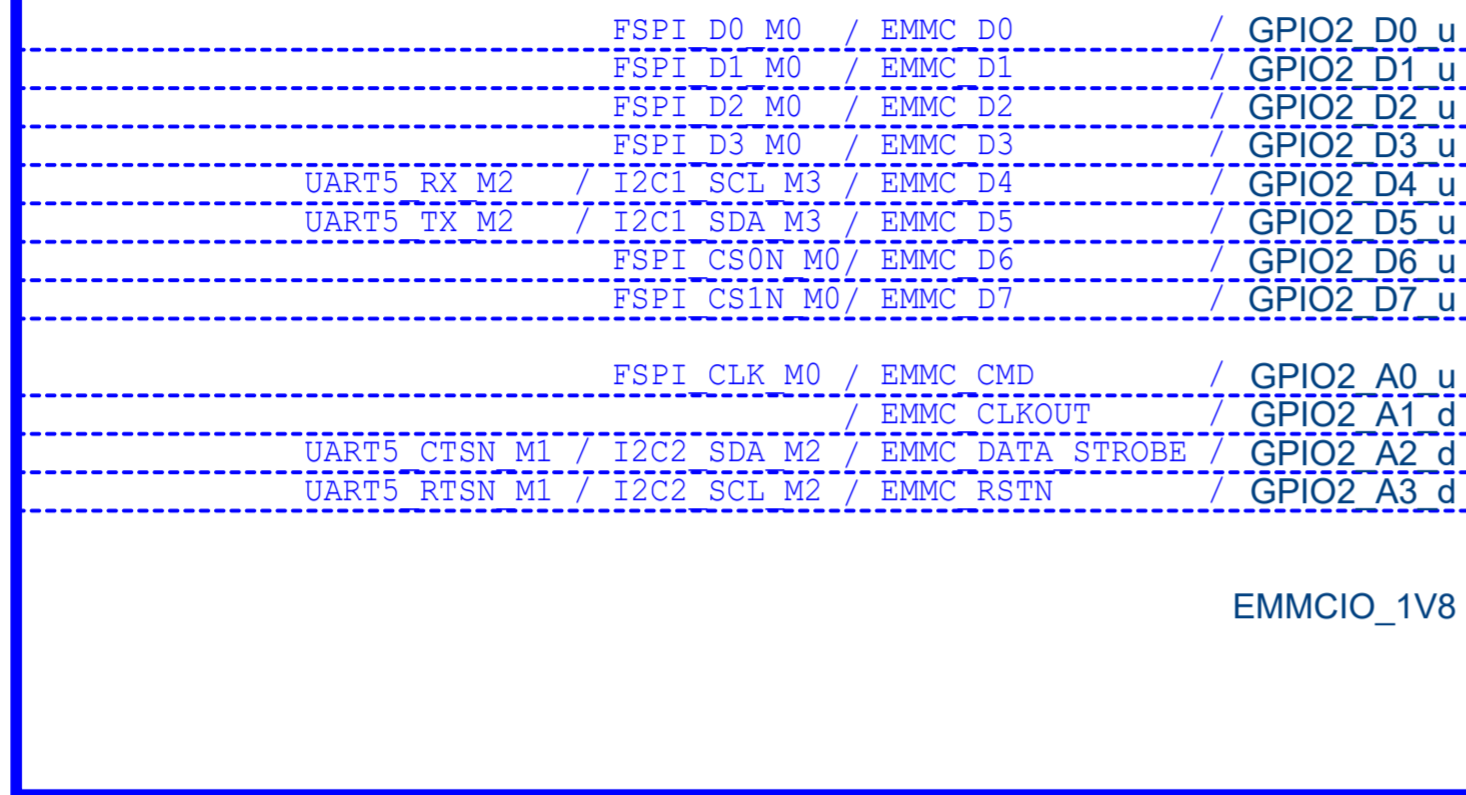
RK3588-Socket



U1000C

EMMCIO Domain

Operating Voltage=1.8V

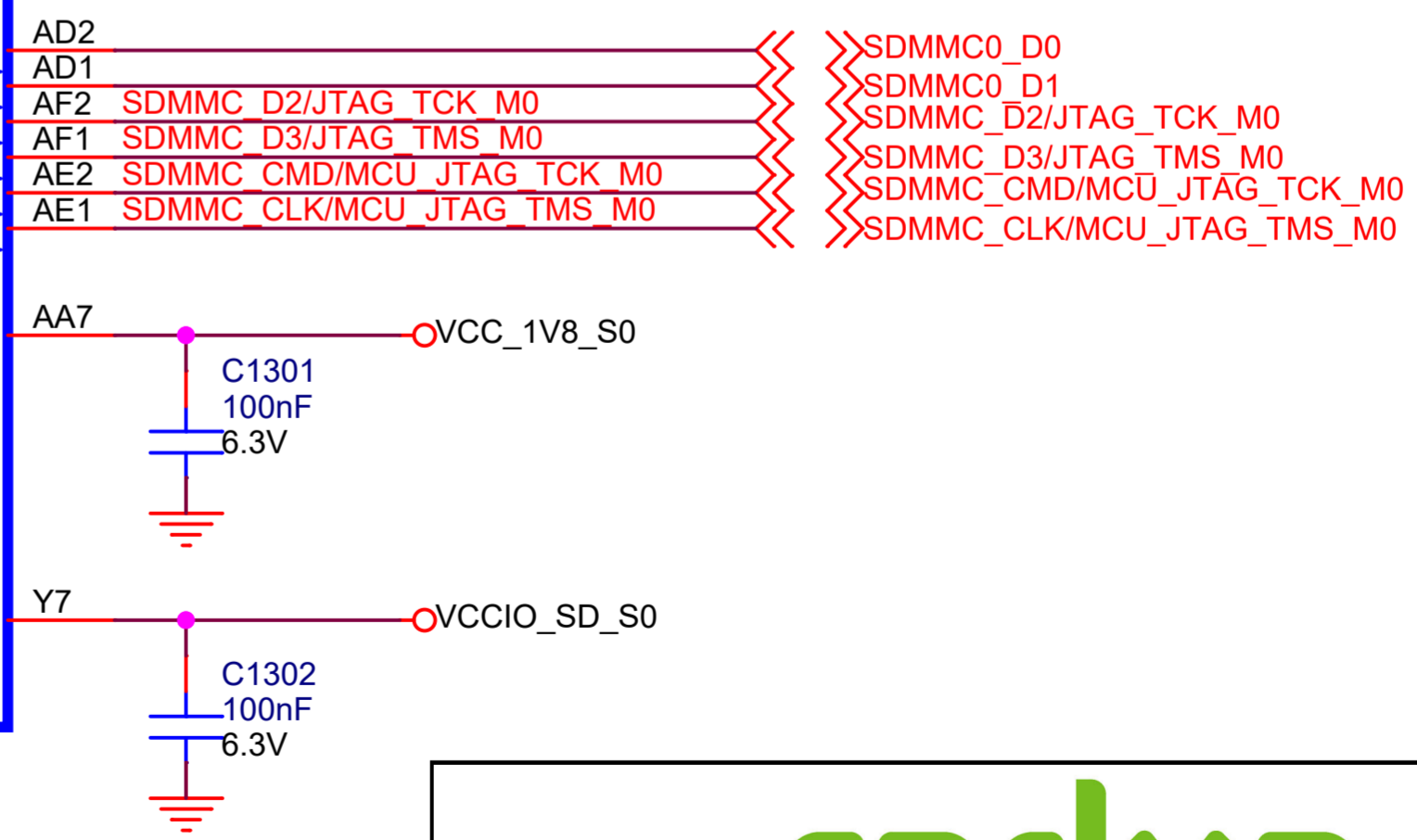
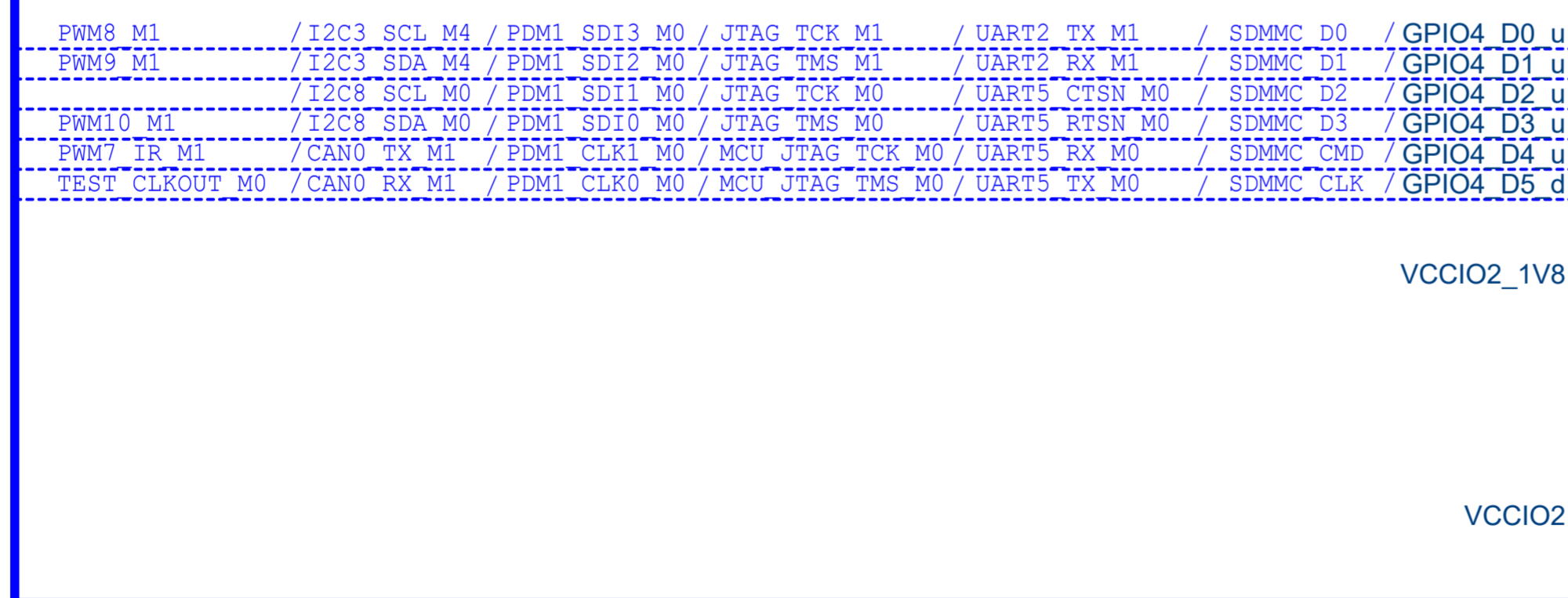


RK3588-Socket

U1000D

VCCIO2 Domain

Operating Voltage=1.8V/3.3V



RK3588-Socket



Size	Title: ROCK 5B+	REV
A4	Page Name: 09.RK3588_Flash/SD Controller	1.2
Date: Thursday, August 15, 2024	Sheet 9 of 33	

MIPI D/C-PHY DSI_TX Port0

D-PHY:V2.0 4.5Gbps/Lane
C-PHY:V1.1 5.7Gbps/Trio

MIPI_DPHY0_TX_CLKP/MIPI_CPHY0_TX_TRIO1_C
MIPI_DPHY0_TX_CLKN/MIPI_CPHY0_TX_TRIO1_B

MIPI_DPHY0_TX_D0P/MIPI_CPHY0_TX_TRIO0_B
MIPI_DPHY0_TX_D0N/MIPI_CPHY0_TX_TRIO0_A

MIPI_DPHY0_TX_D1P/MIPI_CPHY0_TX_TRIO1_A
MIPI_DPHY0_TX_D1N/MIPI_CPHY0_TX_TRIO0_C

MIPI_DPHY0_TX_D2P/MIPI_CPHY0_TX_TRIO2_B
MIPI_DPHY0_TX_D2N/MIPI_CPHY0_TX_TRIO2_A

MIPI_DPHY0_TX_D3P/NO_USE
MIPI_DPHY0_TX_D3N/MIPI_CPHY0_TX_TRIO2_C

AN26
AP26

AN24
AP24

AN25
AP25

AN27
AP27

AN28
AP28

MIPI D/C-PHY CSI_RX Port0

D-PHY:V2.0 4.5Gbps/Lane
C-PHY:V1.1 5.7Gbps/Trio

MIPI_DPHY0_RX_CLKP/MIPI_CPHY0_RX_TRIO1_C
MIPI_DPHY0_RX_CLKN/MIPI_CPHY0_RX_TRIO1_B

MIPI_DPHY0_RX_D0P/MIPI_CPHY0_RX_TRIO0_B
MIPI_DPHY0_RX_D0N/MIPI_CPHY0_RX_TRIO0_A

MIPI_DPHY0_RX_D1P/MIPI_CPHY0_RX_TRIO1_A
MIPI_DPHY0_RX_D1N/MIPI_CPHY0_RX_TRIO0_C

MIPI_DPHY0_RX_D2P/MIPI_CPHY0_RX_TRIO2_B
MIPI_DPHY0_RX_D2N/MIPI_CPHY0_RX_TRIO2_A

MIPI_DPHY0_RX_D3P/NO_USE
MIPI_DPHY0_RX_D3N/MIPI_CPHY0_RX_TRIO2_C

AN32
AP31

AN29
AP29

AN30
AP30

AN33
AP32

AN34
AP33

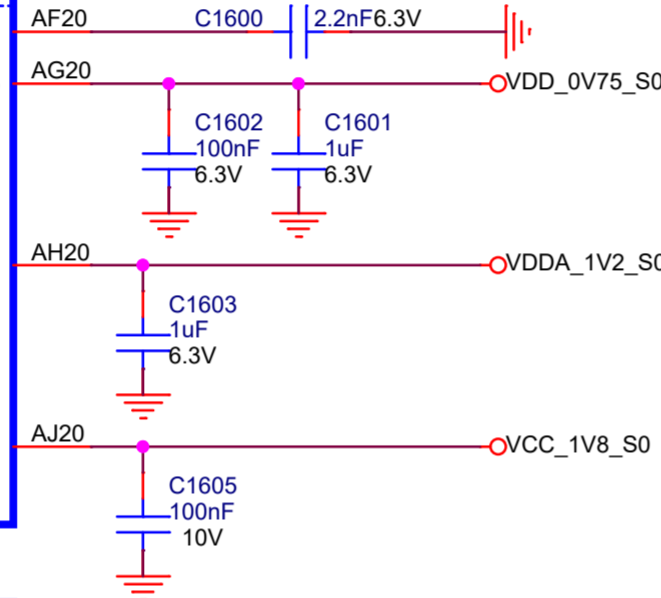
MIPI D/C-PHY POWER

MIPI_D/C_PHY0_VREG

MIPI_D/C_PHY0_VDD

MIPI_D/C_PHY0_VDD_1V2

MIPI_D/C_PHY0_VDD_1V8



RK3588-Socket
U1000R

MIPI D/C-PHY DSI_TX Port1

D-PHY:V2.0 4.5Gbps/Lane
C-PHY:V1.1 5.7Gbps/Trio

MIPI_DPHY1_TX_CLKP/MIPI_CPHY1_TX_TRIO1_C
MIPI_DPHY1_TX_CLKN/MIPI_CPHY1_TX_TRIO1_B

MIPI_DPHY1_TX_D0P/MIPI_CPHY1_TX_TRIO0_B
MIPI_DPHY1_TX_D0N/MIPI_CPHY1_TX_TRIO0_A

MIPI_DPHY1_TX_D1P/MIPI_CPHY1_TX_TRIO1_A
MIPI_DPHY1_TX_D1N/MIPI_CPHY1_TX_TRIO0_C

MIPI_DPHY1_TX_D2P/MIPI_CPHY1_TX_TRIO2_B
MIPI_DPHY1_TX_D2N/MIPI_CPHY1_TX_TRIO2_A

MIPI_DPHY1_TX_D3P/NO_USE
MIPI_DPHY1_TX_D3N/MIPI_CPHY1_TX_TRIO2_C

AN20 MIPI_DPHY1_TX_CLKP
AP20 MIPI_DPHY1_TX_CLKN

AN18 MIPI_DPHY1_TX_D0P
AP18 MIPI_DPHY1_TX_D0N

AN19 MIPI_DPHY1_TX_D1P
AP19 MIPI_DPHY1_TX_D1N

AN21 MIPI_DPHY1_TX_D2P
AP21 MIPI_DPHY1_TX_D2N

AN22 MIPI_DPHY1_TX_D3P
AP22 MIPI_DPHY1_TX_D3N

MIPI D/C-PHY CSI_RX Port1

D-PHY:V2.0 4.5Gbps/Lane
C-PHY:V1.1 5.7Gbps/Trio

MIPI_DPHY1_RX_CLKP/MIPI_CPHY1_RX_TRIO1_C
MIPI_DPHY1_RX_CLKN/MIPI_CPHY1_RX_TRIO1_B

MIPI_DPHY1_RX_D0P/MIPI_CPHY1_RX_TRIO0_B
MIPI_DPHY1_RX_D0N/MIPI_CPHY1_RX_TRIO0_A

MIPI_DPHY1_RX_D1P/MIPI_CPHY1_RX_TRIO1_A
MIPI_DPHY1_RX_D1N/MIPI_CPHY1_RX_TRIO0_C

MIPI_DPHY1_RX_D2P/MIPI_CPHY1_RX_TRIO2_B
MIPI_DPHY1_RX_D2N/MIPI_CPHY1_RX_TRIO2_A

MIPI_DPHY1_RX_D3P/NO_USE
MIPI_DPHY1_RX_D3N/MIPI_CPHY1_RX_TRIO2_C

AK20
AL20

AK18
AL18

AK19
AL19

AK21
AL21

AK22
AL22

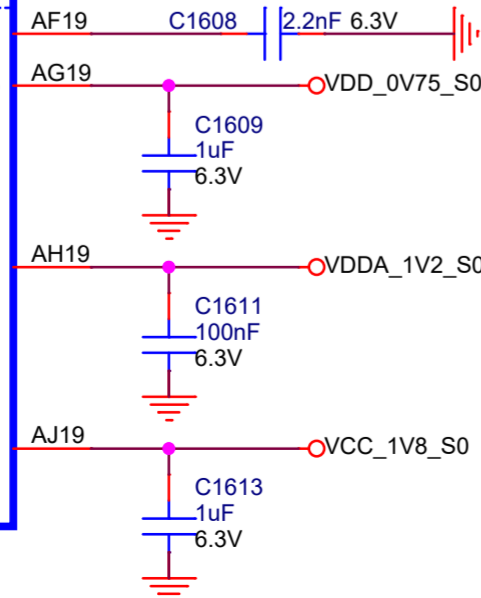
MIPI D/C-PHY POWER

MIPI_D/C_PHY1_VREG

MIPI_D/C_PHY1_VDD

MIPI_D/C_PHY1_VDD_1V2

MIPI_D/C_PHY1_VDD_1V8



RK3588-Socket

MIPI DPHY CSI_RX Port0

MIPI V1.2/2.5Gbps

MIPI_CSI0_CLK0P
MIPI_CSI0_CLK0N

MIPI_CSI0_D0P
MIPI_CSI0_D0N

MIPI_CSI0_D1P
MIPI_CSI0_D1N

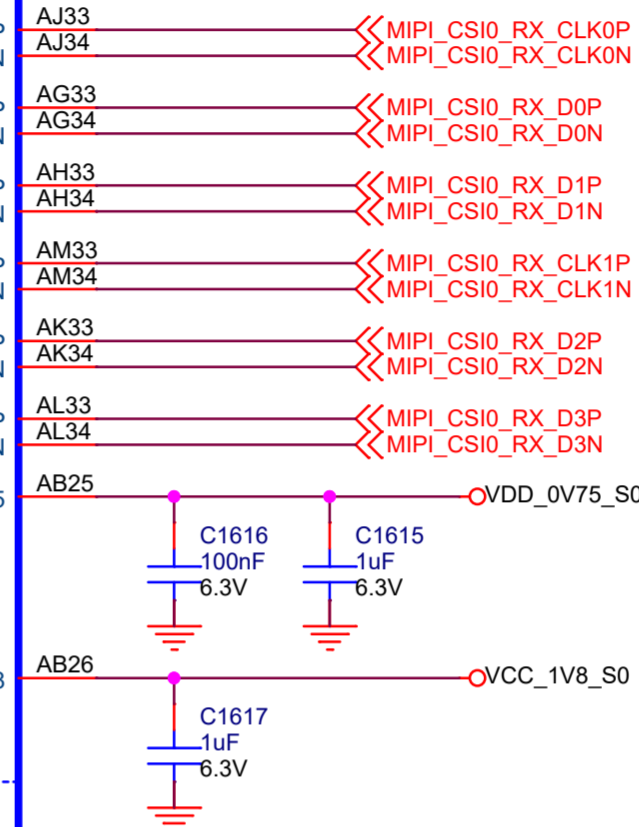
MIPI_CSI0_CLK1P
MIPI_CSI0_CLK1N

MIPI_CSI0_D2P
MIPI_CSI0_D2N

MIPI_CSI0_D3P
MIPI_CSI0_D3N

MIPI_CSI0_AVCC0V75

MIPI_CSI0_AVCC1V8



MIPI DPHY CSI_RX Port1

MIPI V1.2/2.5Gbps

MIPI_CSI1_CLK0P
MIPI_CSI1_CLK0N

MIPI_CSI1_D0P
MIPI_CSI1_D0N

MIPI_CSI1_D1P
MIPI_CSI1_D1N

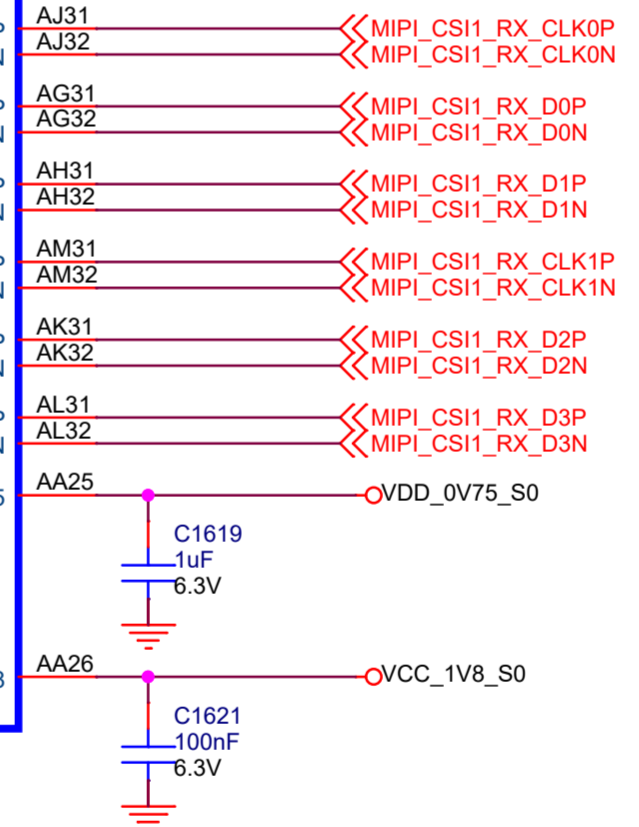
MIPI_CSI1_CLK1P
MIPI_CSI1_CLK1N

MIPI_CSI1_D2P
MIPI_CSI1_D2N

MIPI_CSI1_D3P
MIPI_CSI1_D3N

MIPI_CSI1_AVCC0V75

MIPI_CSI1_AVCC1V8

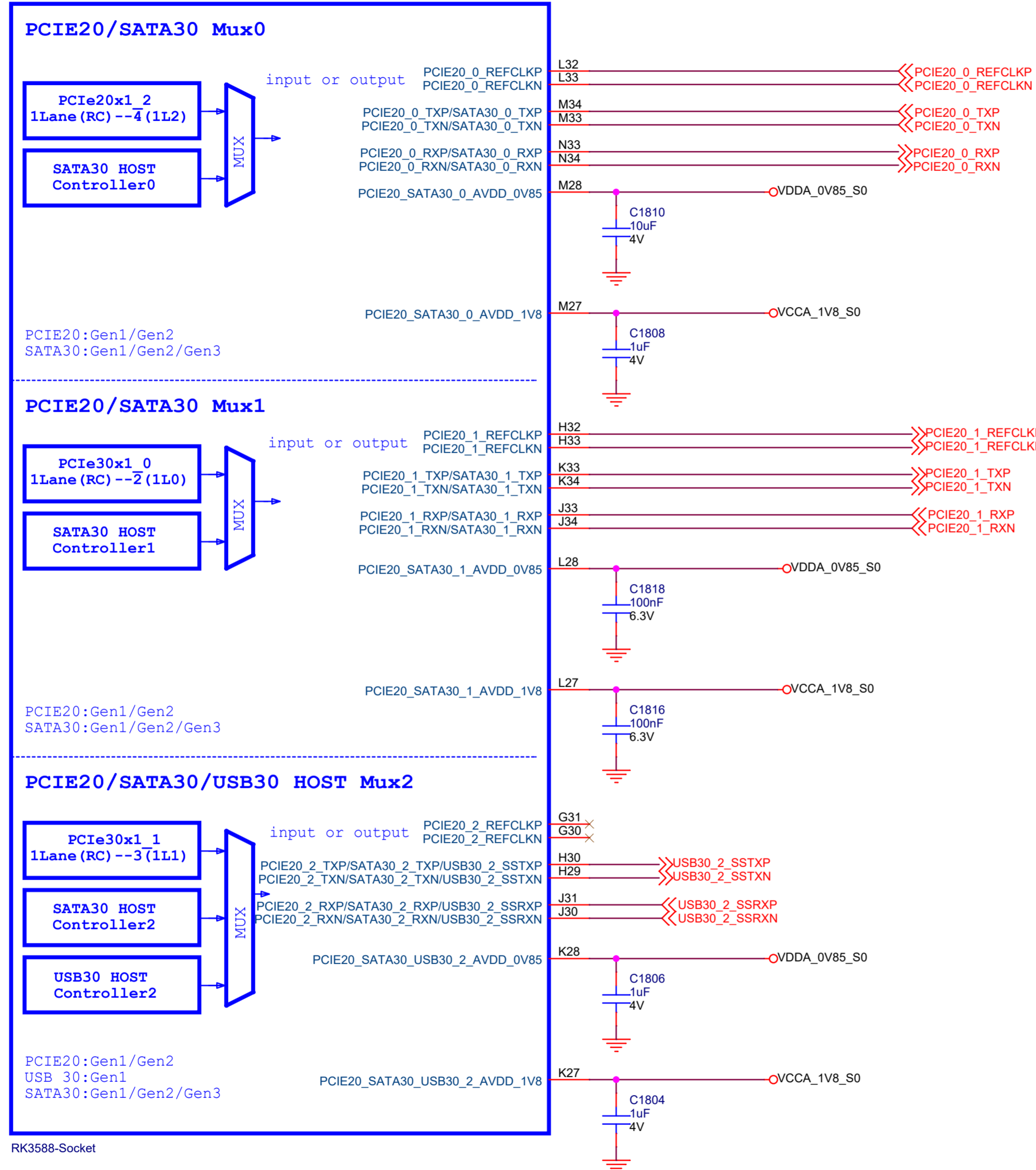


RK3588-Socket

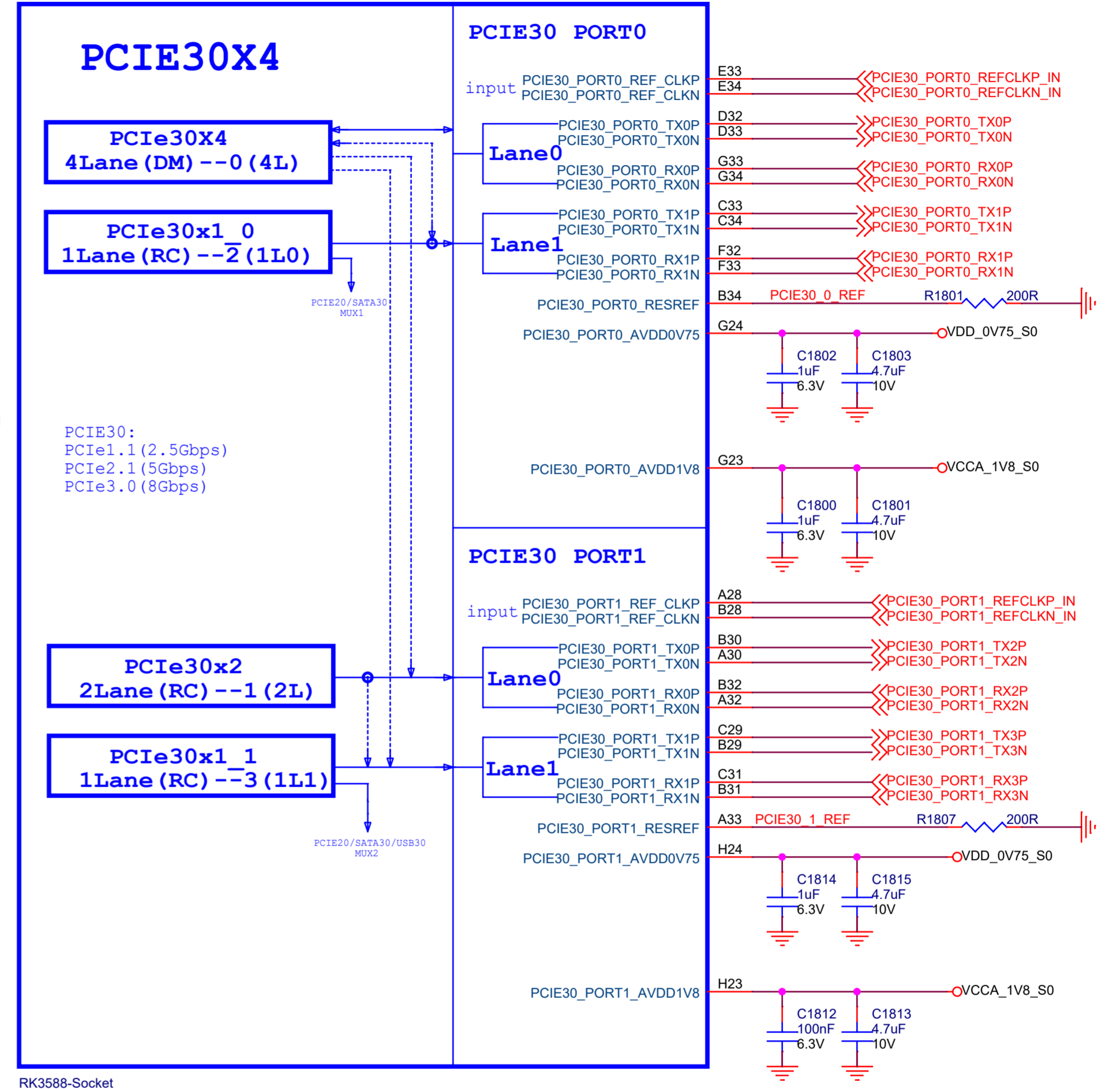


Size	Title: ROCK 5B+	REV
Custom	Page Name: 10.RK3588_MIPI Interface	1.2
Date: Thursday, August 15, 2024	Sheet 10 of 33	

U1000N



U1000O



RK3588-Socket



Size	Title: ROCK 5B+	REV
Custom	Page Name: 11.RK3588_PCIE30/PCIE20/SATA30	1.2
Date: Thursday, August 15, 2024	Sheet 11 of 33	

U1000G

VCCIO1 Domain Operating Voltage=1.8V

SPI4 MISO M0 / UART3 RX M0 / I2C3 SDA M0 / GPIO1 C0 z	G29	I2C3_SDA_M0_MIPI
SPI4 MOSI M0 / UART3 TX M0 / I2C3 SCL M0 / GPIO1 C1 z	G27	I2C3_SCL_M0_MIPI
SPI4 CLK M0 / UART3 RTSN / PWM3 IR M2 / I2C6 SDA M1 / I2S0 MCLK / GPIO1 C2 d	F30	I2S0_MCLK
SPI4 CS0 M0 / UART3 CFSN / PWM7 IR M2 / I2C6 SCL M1 / I2S0 SCLK / GPIO1 C3 d	E31	I2S0_SCLK_TX
SPI4 CSI M0 / UART4 RFSN / PWM11 IR M2 / I2C2 SDA M3 / PDM0 CLK1 M0 / GPIO1 C4 d	E30	LCD_PWREN_H
/ UART4 RTSN / PWM15 IR M2 / I2C2 SCL M3 / I2S0 LRCK / GPIO1 C5 d	D30	I2S0_LRCK_TX
/ UART4 CFSN / PWM15 IR M2 / I2C4 SDA M4 / PDM0 CLK0 M0 / GPIO1 C6 d	D29	HDMI_RX_DET_L
/ I2C4 SCL M4 / I2S0 SDO0 / GPIO1 C7 d	E29	I2S0_SDO0
SPI1 MISO M2 / UART6 TX M2 / I2C7 SCL M0 / I2S0 SDO1 / GPIO1 D0 d	F26	I2C7_SCL_M0_CODEC
SPI1 MOSI M2 / UART6 RX M2 / I2C7 SDA M0 / PDM0 SDI1 M0 / I2S0 SDO2/I2S0 SDI3 / GPIO1 D1 d	F27	I2C7_SDA_M0_CODEC
SPI1 CLK M2 / UART4 TX M0 / PWM0 M1 / I2C1 SCL M4 / PDM0 SDI2 M0 / I2S0 SDO3/I2S0 SDI2 / GPIO1 D2 d	F28	EKEY_EN
SPI1 CS0 M2 / UART4 RX M0 / PWM1 M1 / I2C1 SDA M4 / PDM0 SDI3 M0 / I2S0 SDI1 / GPIO1 D3 d	E28	HP_INT
SPI1 CSI M2 / / / / / I2S0 SDI0 / GPIO1 D4 d	D28	I2S0_SDI0
/ / / / / PDM0 SDI0 M0 / GPIO1 D5 d	G26	HP_DETECT

VCCIO1_1V8

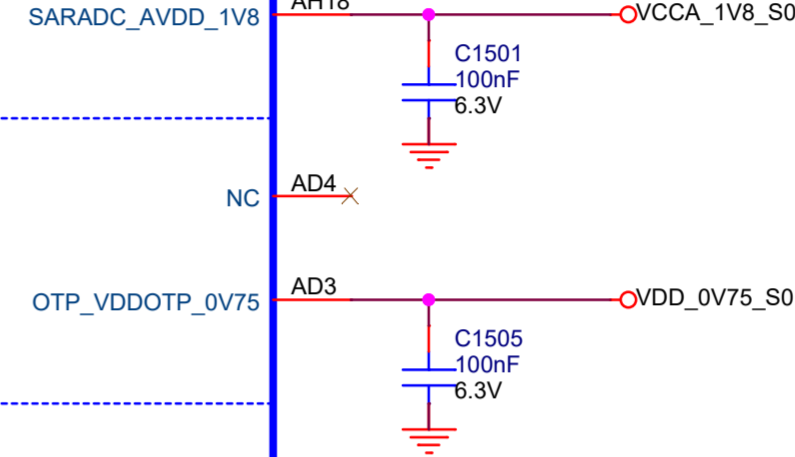


RK3588-Socket

U1000U

SARADC 12-bit 1MS/s

SARADC_IN0_BOOT	AM16	SARADC_VIN1_KEY/RECOVERY
Recovery/SARADC_IN1	AL16	SARADC_VIN2_BOM_ID
SARADC_IN2	AK16	
SARADC_IN3	AN17	
SARADC_IN4	AM17	SARADC_VIN3_HP_HOOK
SARADC_IN5	AK15	SARADC_IN4
SARADC_IN6	AL17	SARADC_VIN6_dcin
SARADC_IN7	AK17	SARADC_VIN7_dcin



RK3588-Socket

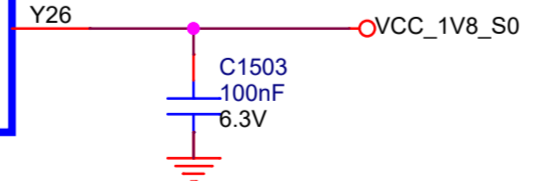
RK3588_H (VCCIO3 Domain)

U1000H

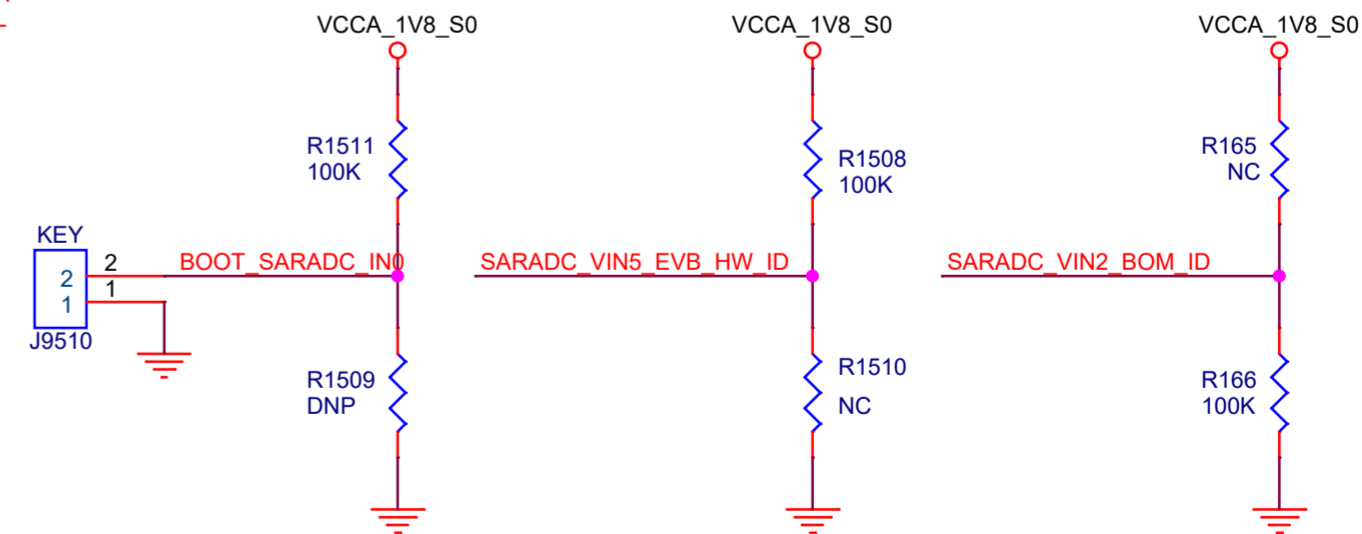
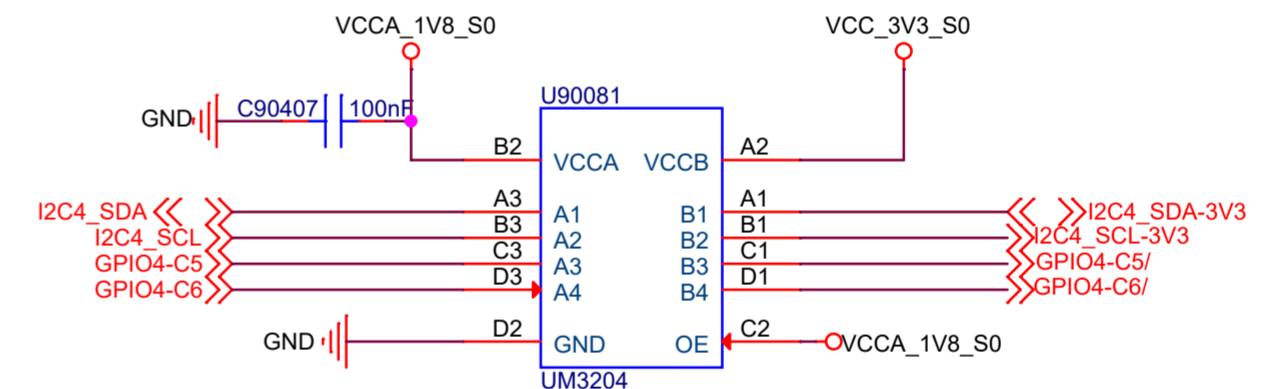
VCCIO3 Domain Operating Voltage=1.8V

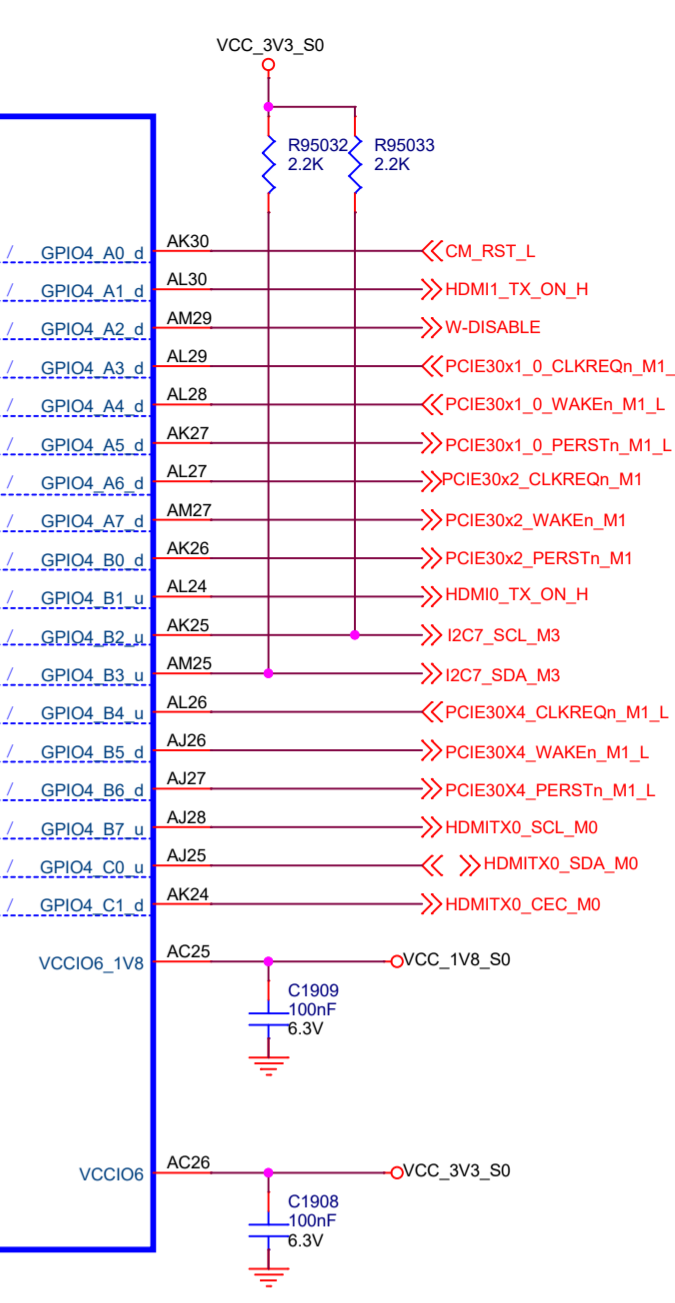

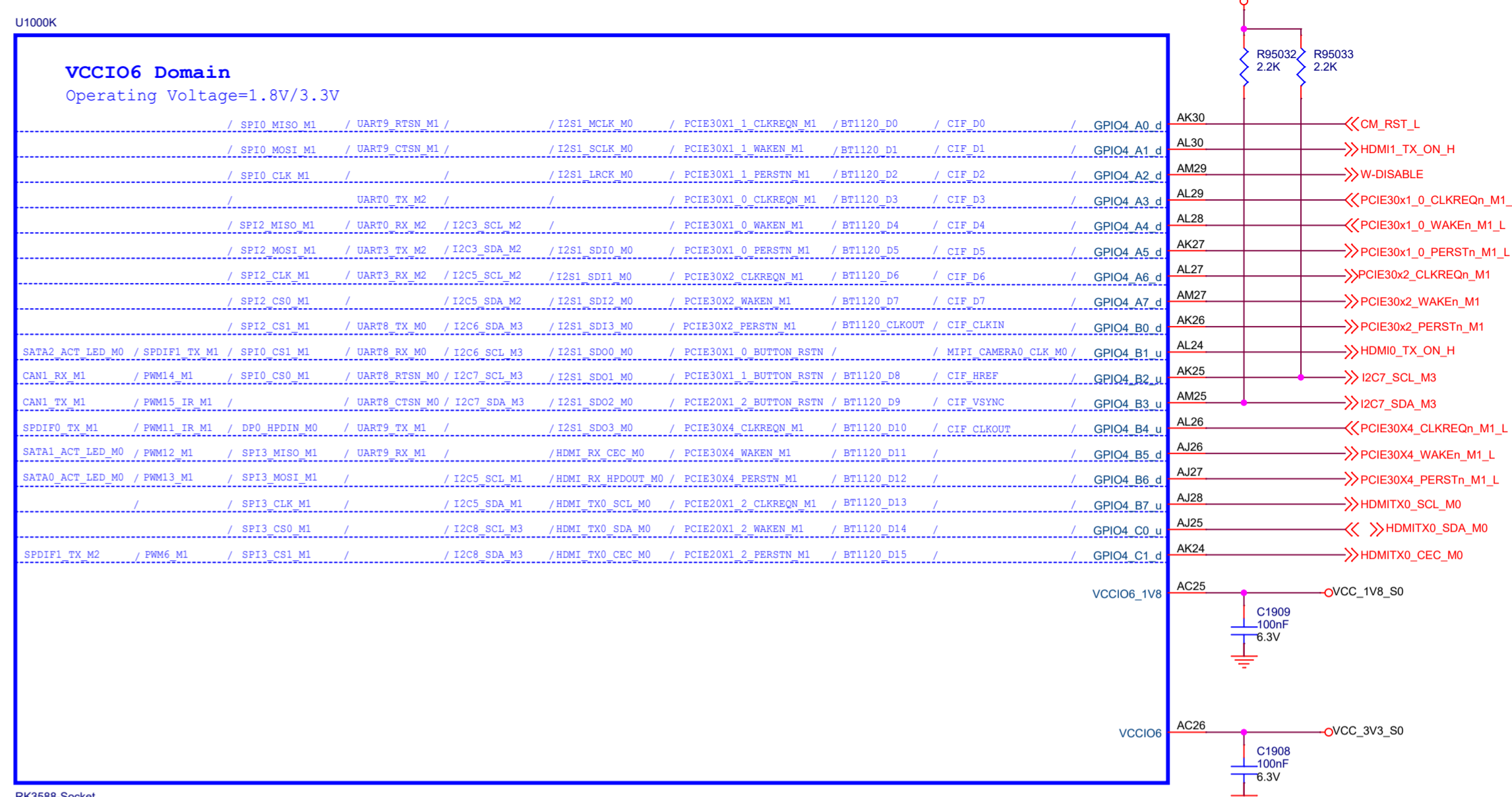
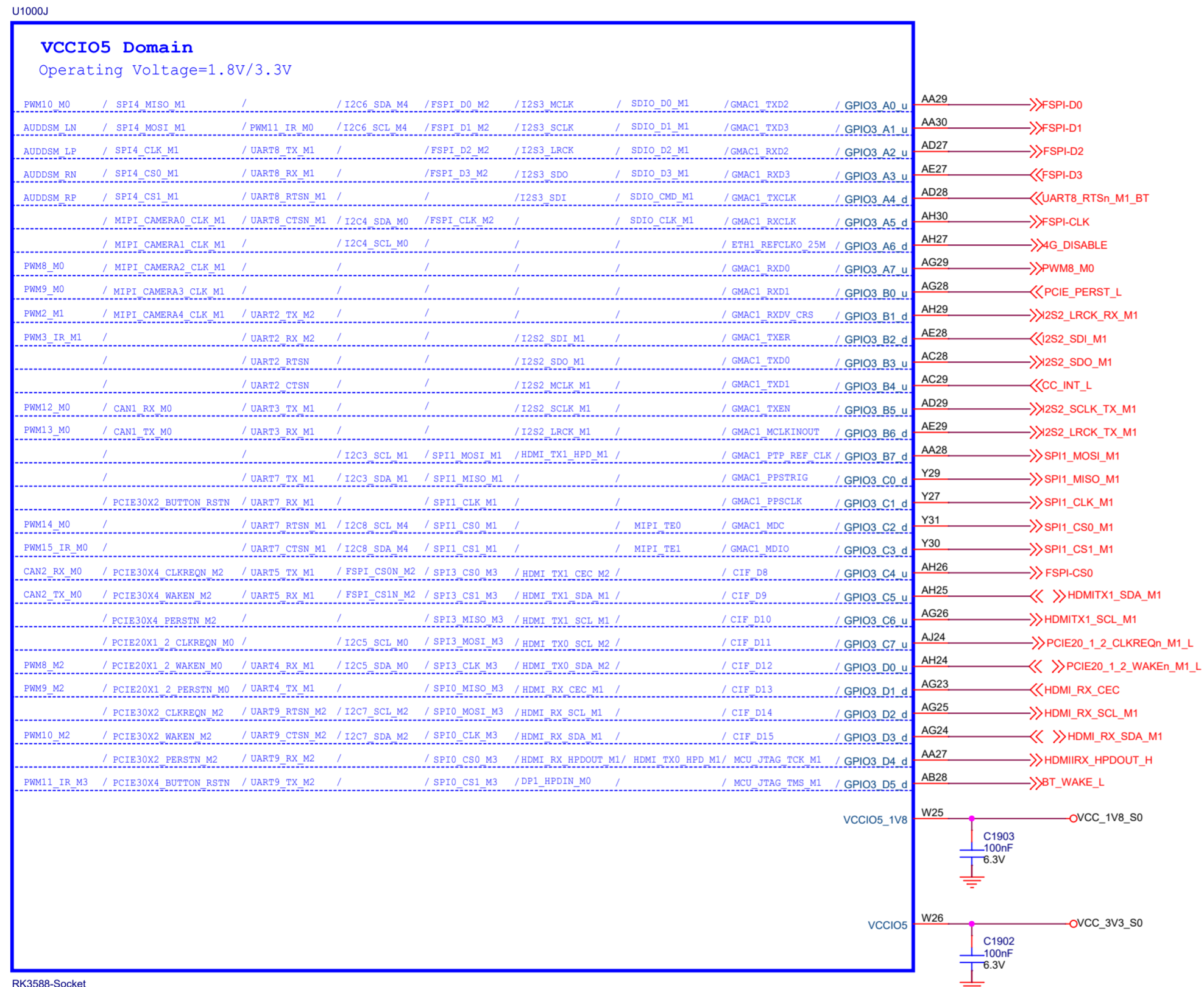
/ UART6 RX M0 / FSPI D0 M1 / SDIO D0 M0 / GMAC0 RXD2 / GPIO2 A6 u	AC32	MIPI_CS1_PDN2_H
/ UART6 TX M0 / FSPI D1 M1 / SDIO D1 M0 / GMAC0 RXD3 / GPIO2 A7 u	AC31	MIPI_CS1_PDN4_H
I2C8 SCL M1 / UART6 RTSN M0 / FSPI D2 M1 / SDIO D2 M0 / GMAC0 RXCLK / GPIO2 B0 u	AE32	CAM2_RST_L
I2C8 SDA M1 / UART6 CTSN M0 / FSPI D3 M1 / SDIO D3 M0 / GMAC0 TXD2 / GPIO2 B1 u	AC33	4G_PWREN
I2C3 SCL M3 / / / FSPI D4 M1 / SDIO CMD M0 / GMAC0 TXD3 / GPIO2 B2 u	AC34	4G_WAKE_ON_HOST
I2C3 SDA M3 / / / FSPI CLK M1 / SDIO CLK M0 / GMAC0 TXCLK / GPIO2 B3 d	AE33	4G_RESET
I2C4 SDA M1 / UART7 RX M0 / FSPI CS0N M1 / HDMI TX1_SDA M0 / GMAC0 PTP_REFCLK / GPIO2 B4 u	AB31	
I2C4 SCL M1 / UART7 TX M0 / FSPI CS1N M1 / HDMI TX1_SCL M0 / GMAC0 PSTRIG / GPIO2 B5 u	AB30	
I2C5 SCL M4 / UART1 RX M0 / / / I2S2 MCLK M0 / GMAC0 TXD0 / GPIO2 B6 d	AD33	TYPEC5V_PWREN_H
I2C5 SDA M4 / UART1 TX M0 / / / I2S2 SCLK M0 / GMAC0 TXD1 / GPIO2 B7 d	AD34	I2S2_SCLK_M0_BT
I2C2 SDA M1 / UART1 RTSN M0 / SPI1 CLK M0 / I2S2 LRCK M0 / GMAC0 TXEN / GPIO2 C0 d	AE34	I2S2_LRCK_M0_BT
I2C2 SCL M1 / UART1 CTSN M0 / SPI1 MISO M0 / / / GMAC0 RXD0 / GPIO2 C1 d	AD32	LCD_RESET
I2C6 SDA M2 / UART9 TX M0 / SPI1 MOSI M0 / / / GMAC0 RXD1 / GPIO2 C2 d	AD31	LCD_LIGHT_EN
I2C6 SCL M2 / UART9 RX M0 / SPI1 CS0 M0 / I2S2 SDI M0 / GMAC0 TXD0 / GPIO2 C3 d	AD30	I2S2_SDI_M0_BT
TEST_CLKOUT M1 / UART9 RX M0 / SPI1 CS1 M0 / HDMI TX1_CEC M0 / GMAC0 PPSCLK / GPIO2 C4 d	AC30	HDMI_TX1_CEC_M2
/ / / / / CLK32K_OUT / GPIO2 C5 d	AE30	XRSTJ
I2C7 SCL M1 / PWM4 M1 / SPI3 CS1 M0 / I2S2 SDO M0 / GMAC0 MCLRINGOUT / GPIO4 C2 d	AE31	LCD_PWM
I2C7 SDA M1 / UART9 RFSN M0 / SPI3 CS0 M0 / PWM5 M2 / GMAC0 MCLK / GPIO4 C3 d	AF34	I2S2_SDO_M0_BT
I2C0 SCL M1 / UART9 CTSN M0 / SPI3 MOSI M0 / PWM6 M2 / GMAC0 MDC / GPIO4 C4 d	AB34	GPIO4_C4
I2C0 SDA M1 / UART9 RTSN M0 / SPI3 MISO M0 / PWM7 IR M3 / GMAC0 MDIO / GPIO4 C5 d	AB33	GPIO4_C5
/ / / / / PWM7 IR M3 / GMAC0 TXER / GPIO4 C6 d	AF33	GPIO4_C6


VCCIO3_1V8



RK3588-Socket







5 4 3 2 1

D

D

C

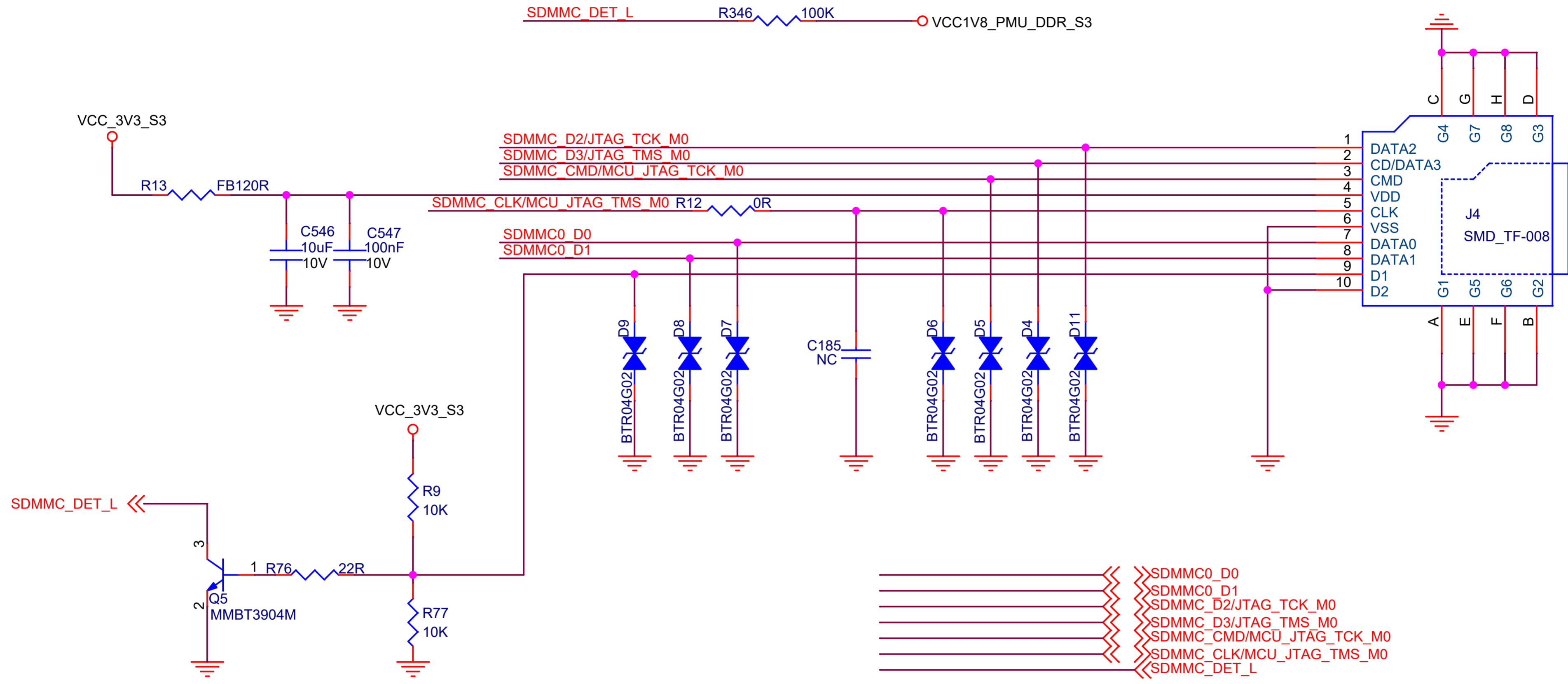
C

B

B

A

A

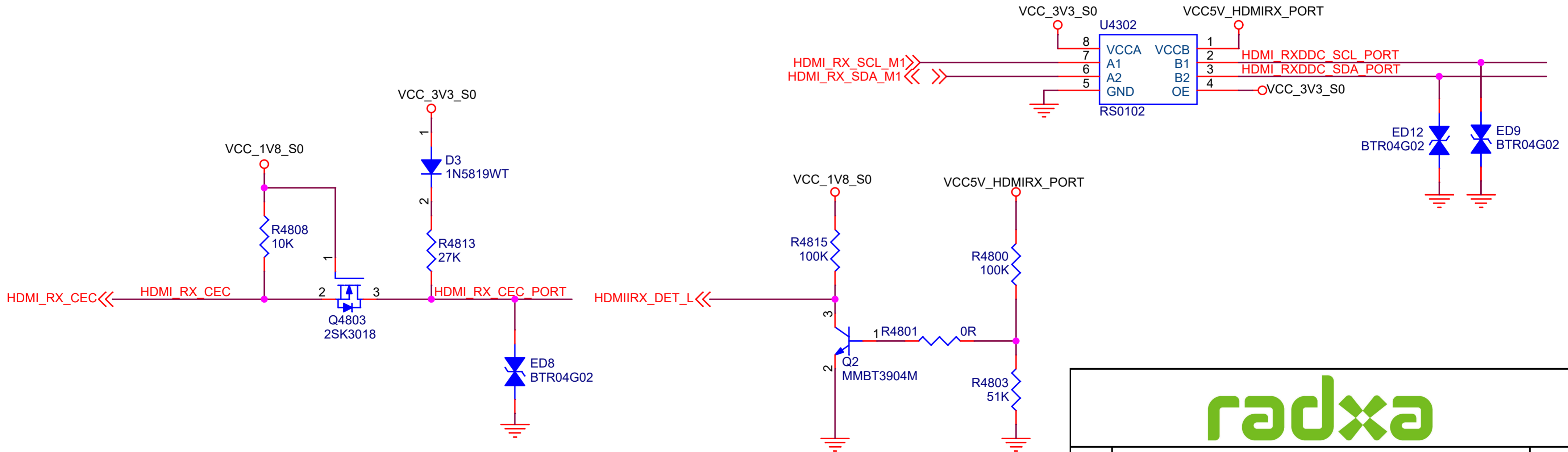
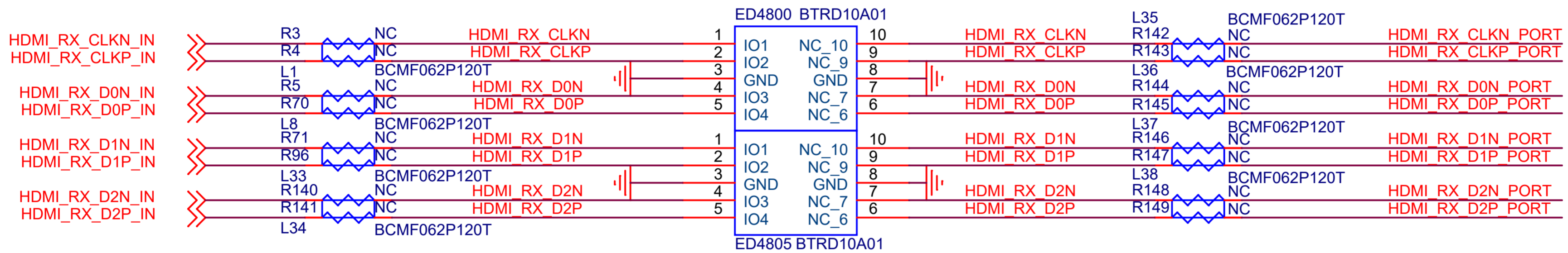
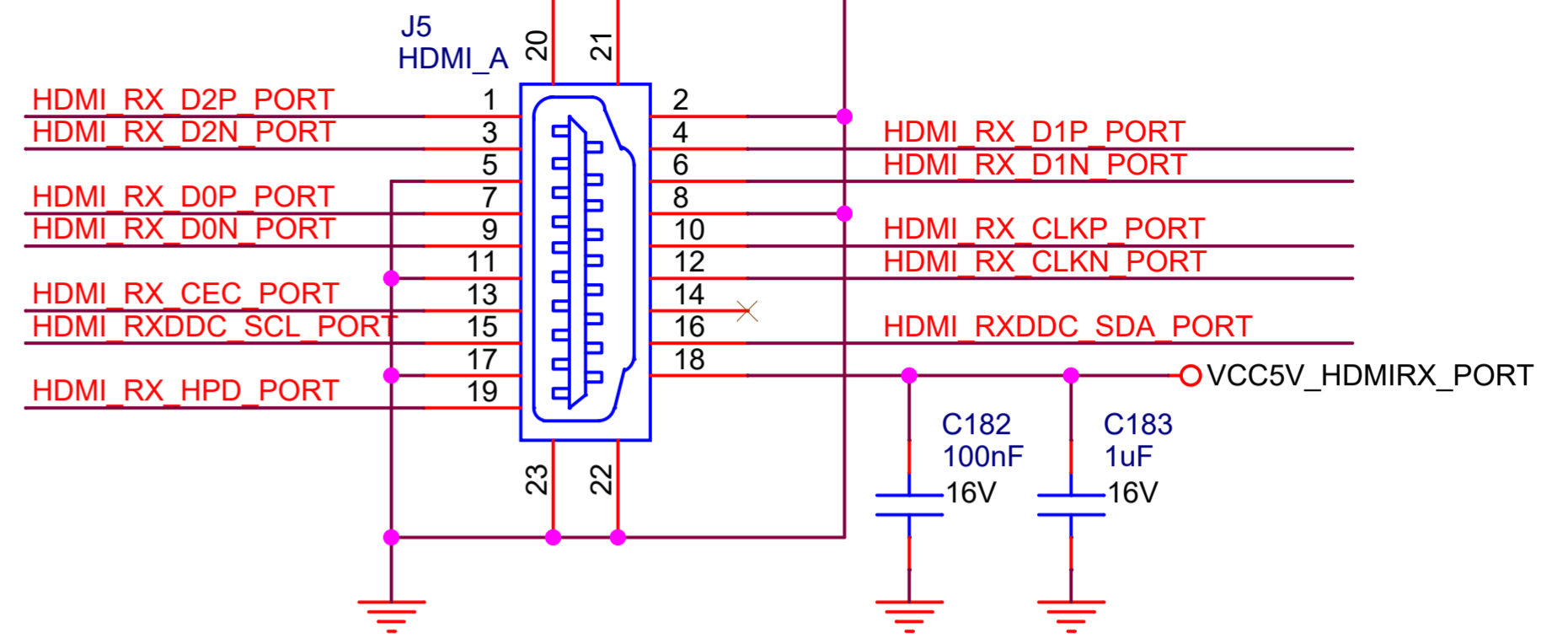
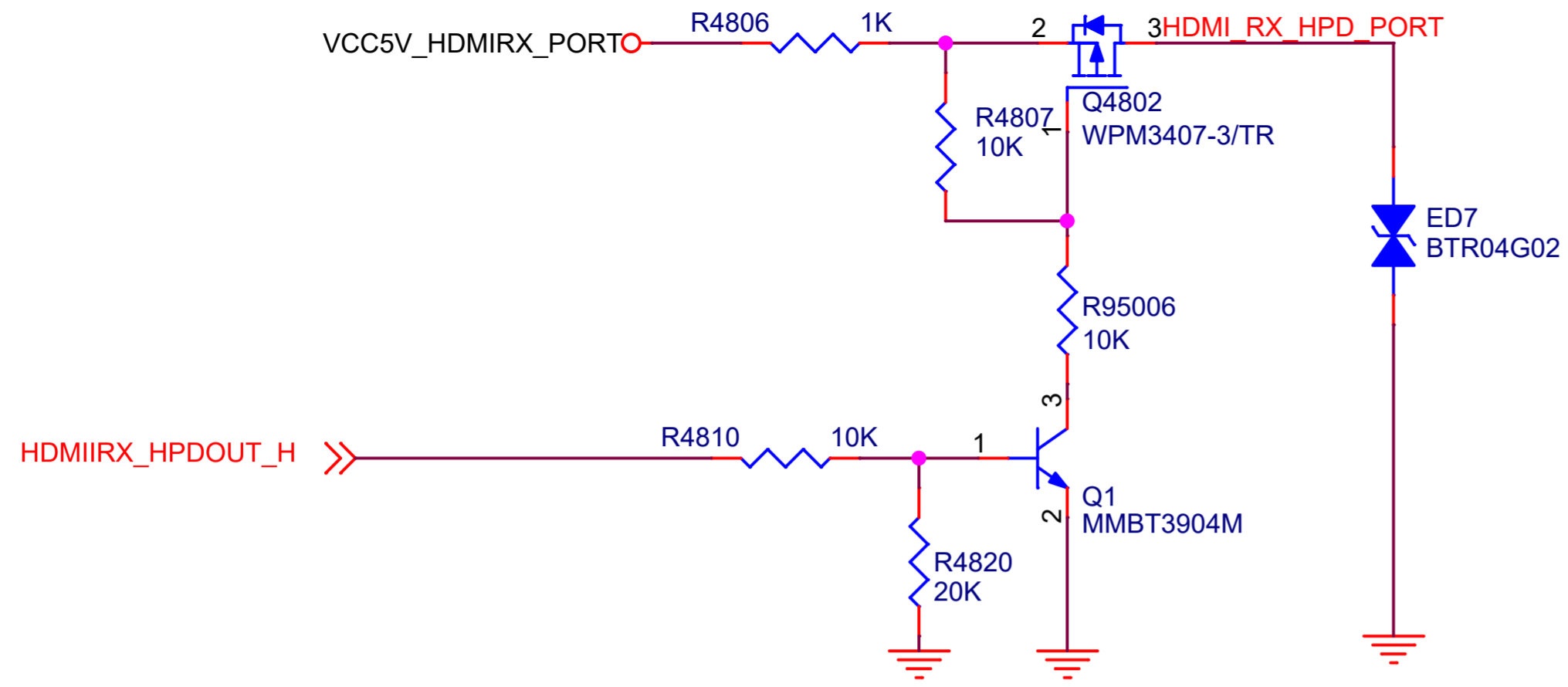


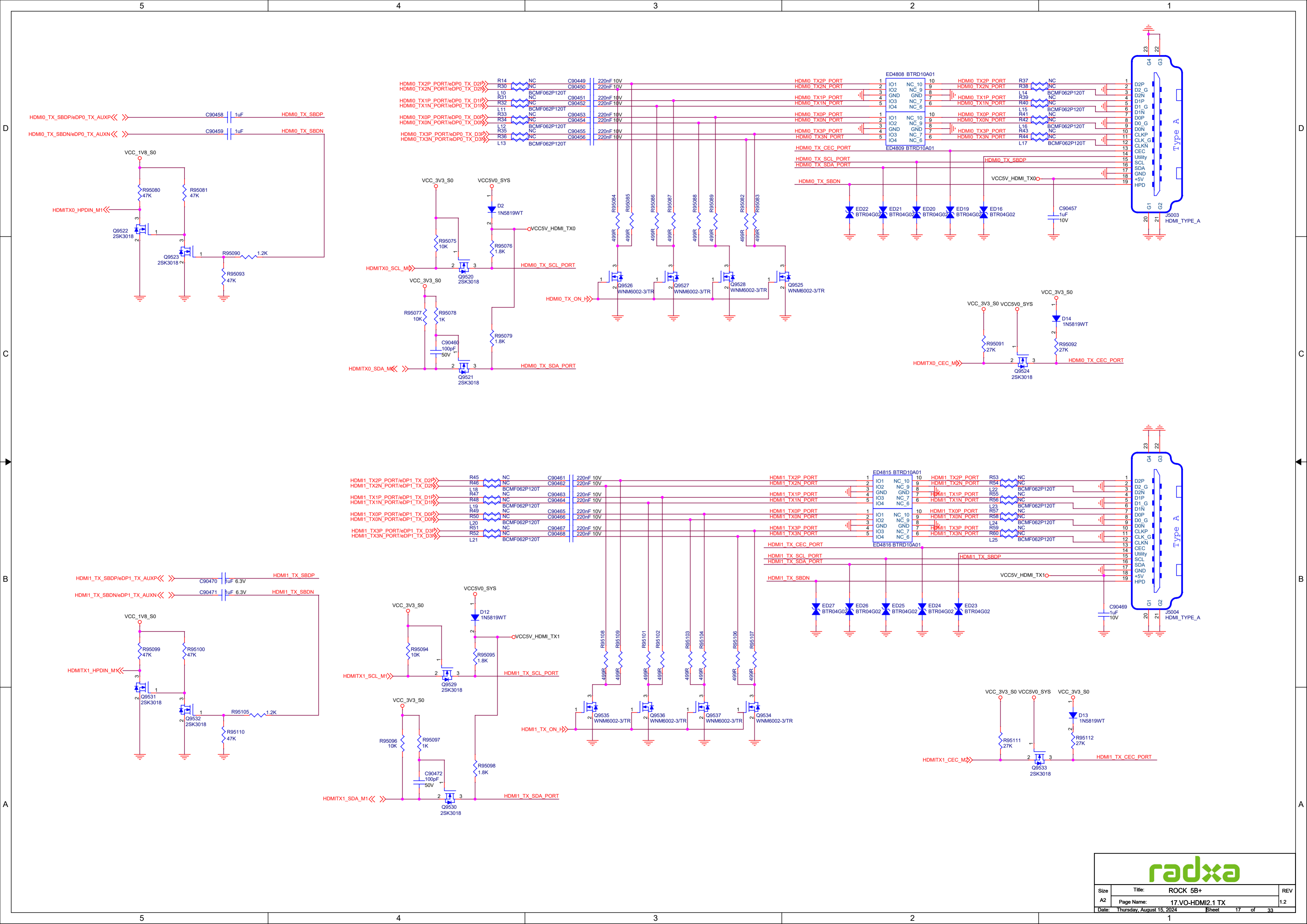
- >>>SDMMC0_D0
- >>>SDMMC0_D1
- >>>SDMMC_D2/JTAG_TCK_M0
- >>>SDMMC_D3/JTAG_TMS_M0
- >>>SDMMC_CMD/MCU_JTAG_TCK_M0
- >>>SDMMC_CLK/MCU_JTAG_TMS_M0
- >>>SDMMC_DET_L

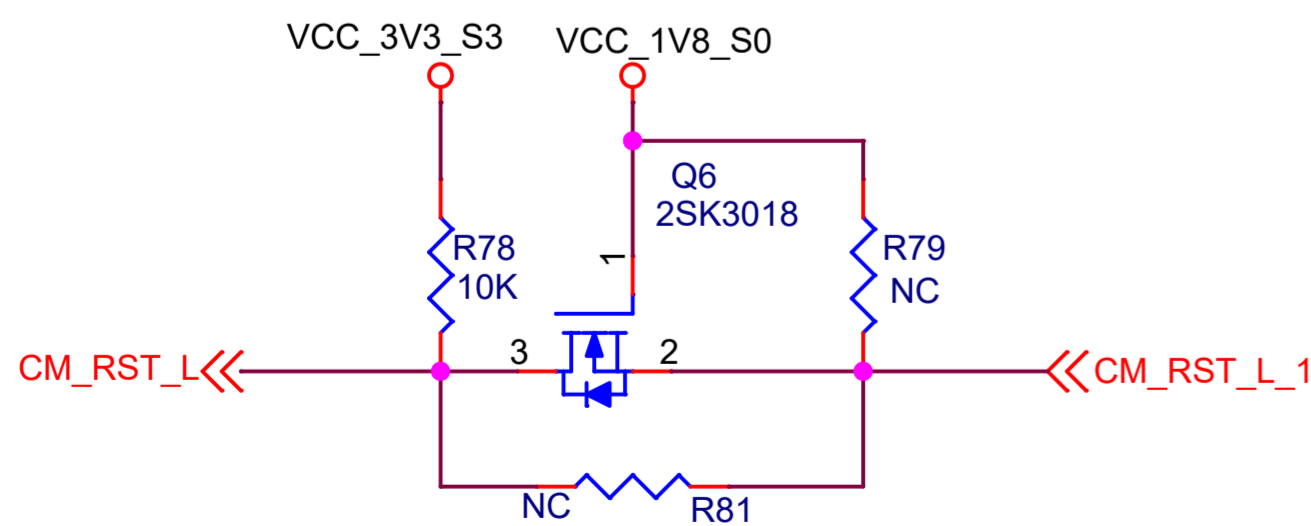
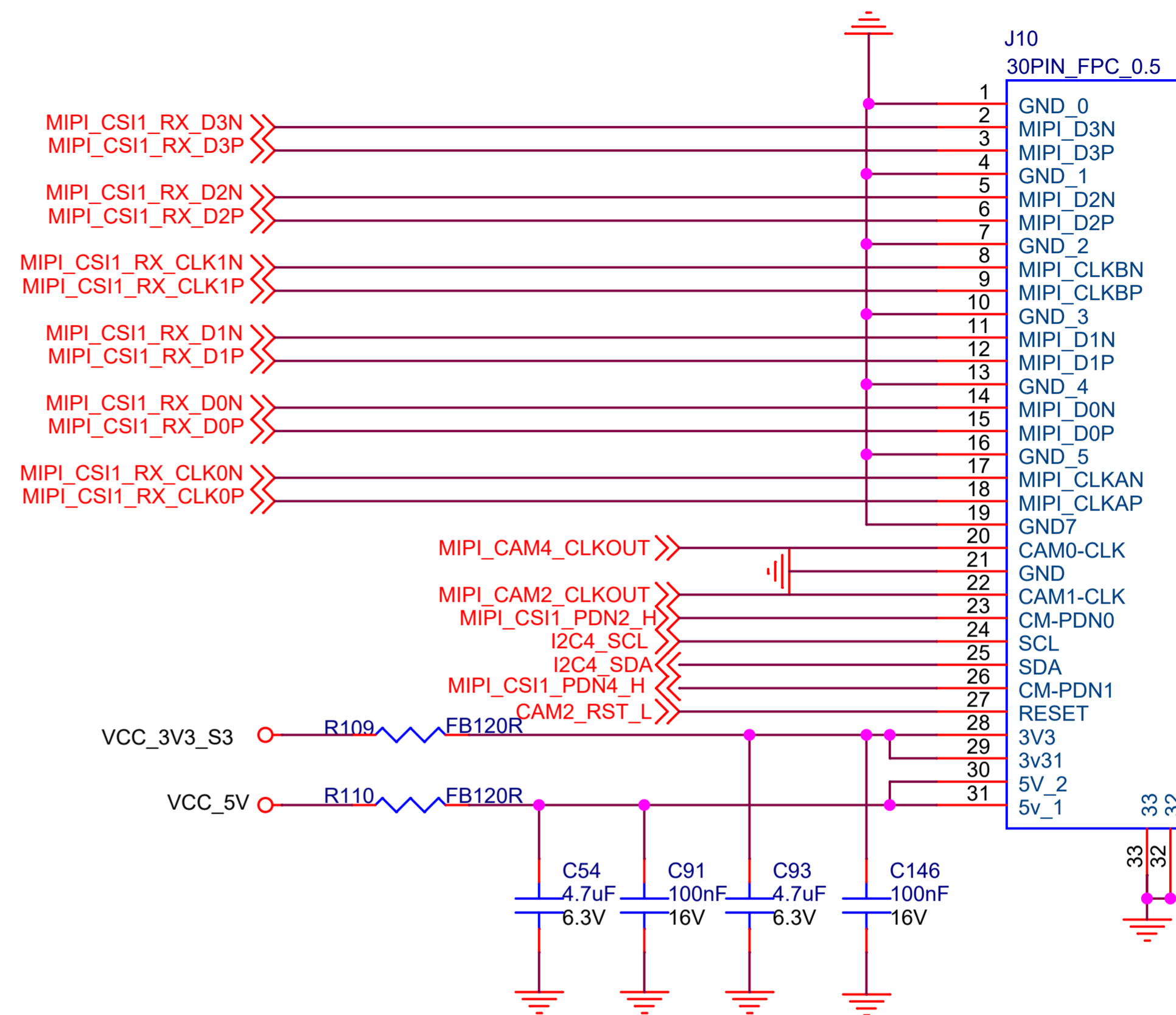
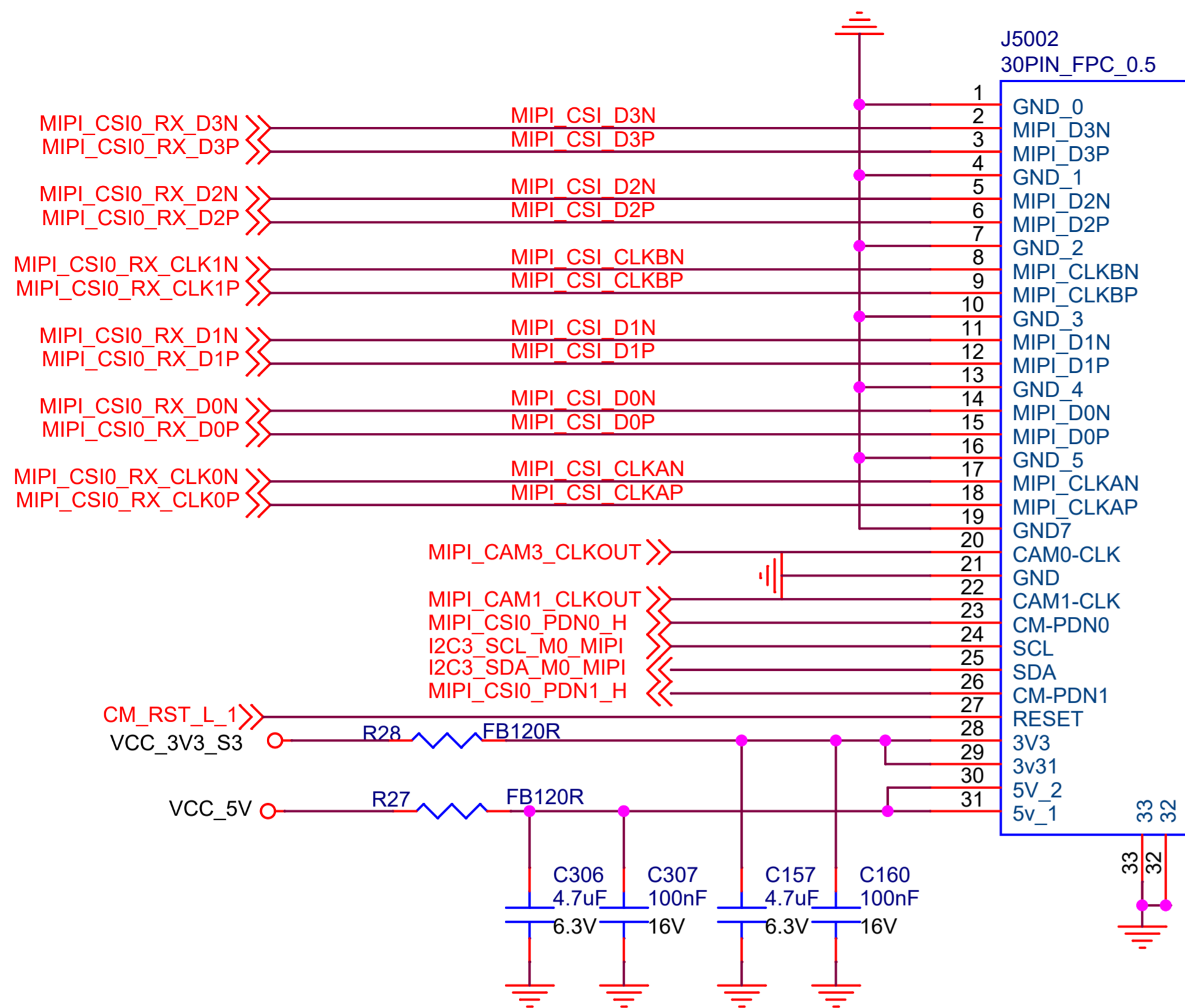


Size	Title: ROCK 5B+	REV
A4	Page Name: 15.Flash-TF Card	1.2
Date: Thursday, August 15, 2024	Sheet 15 of 33	

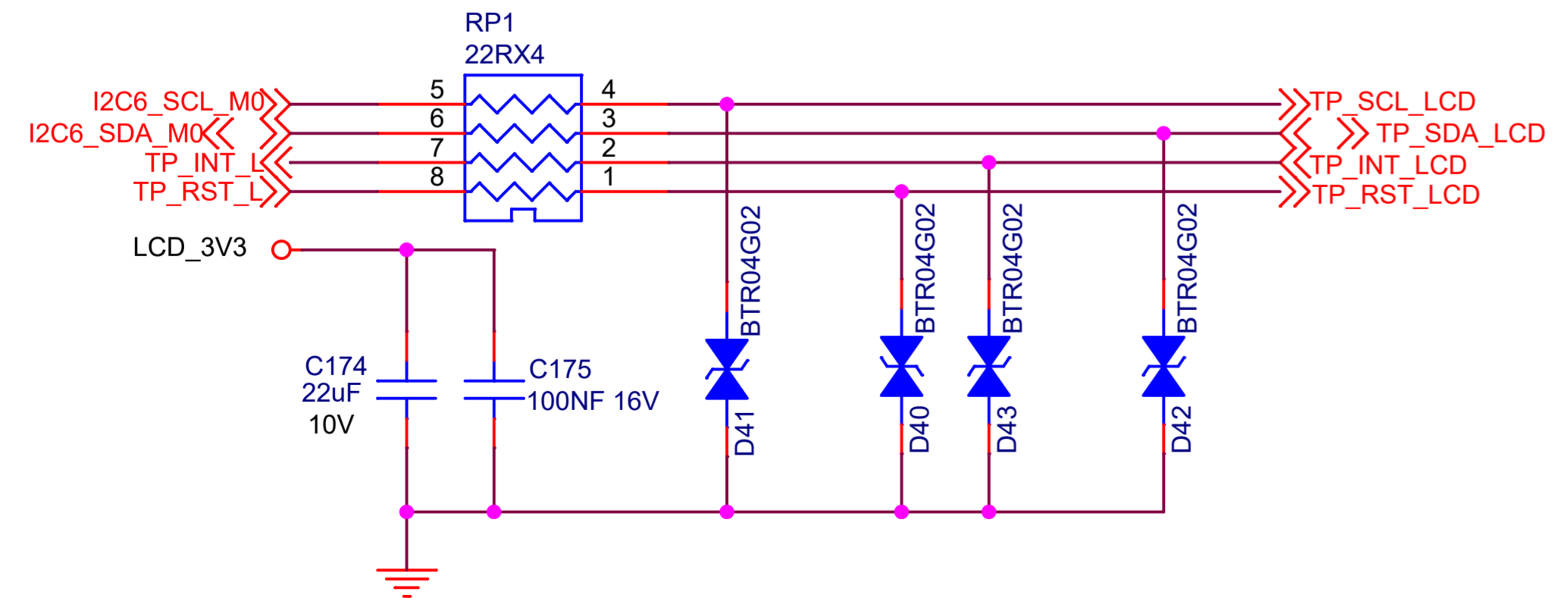
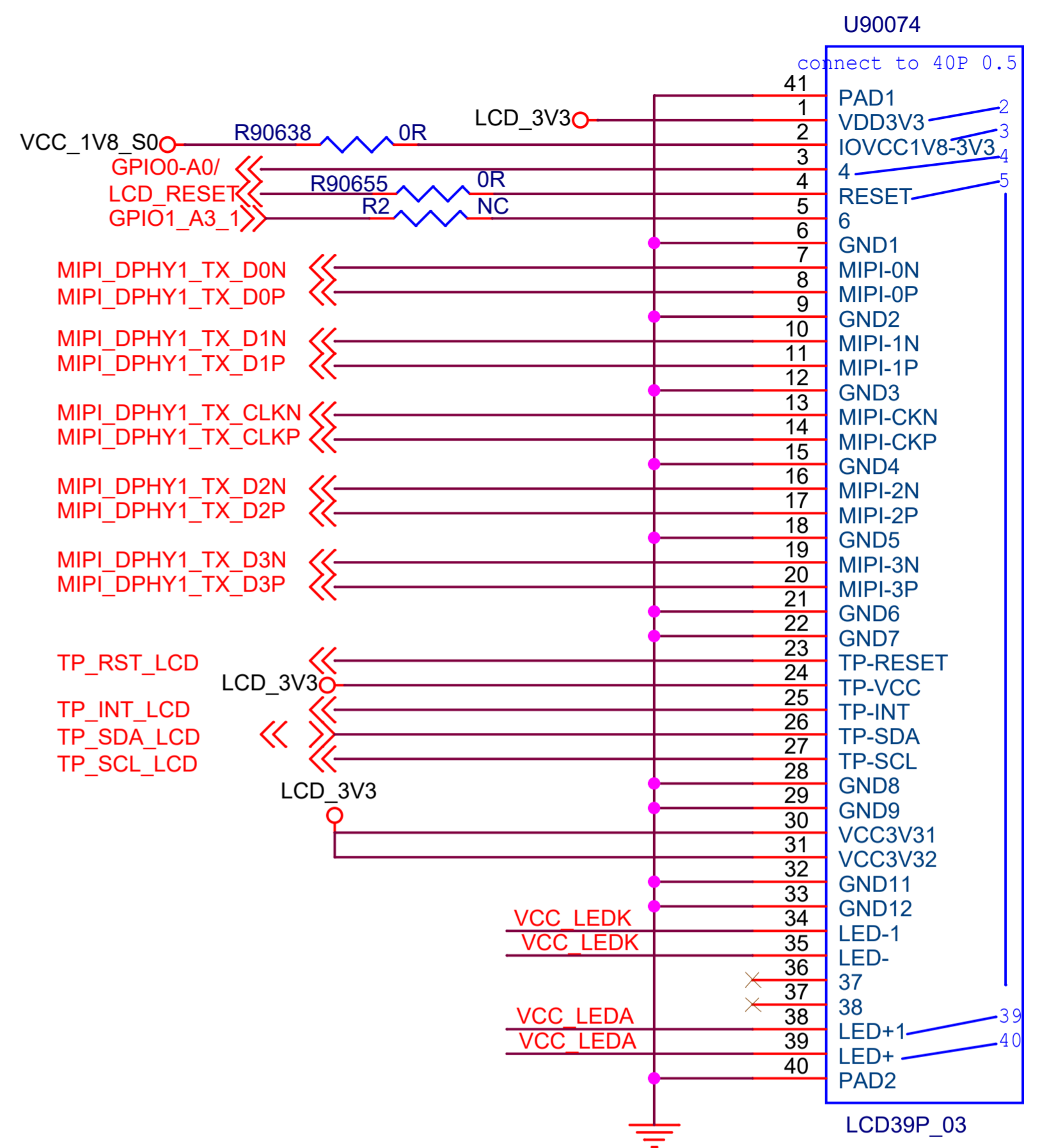
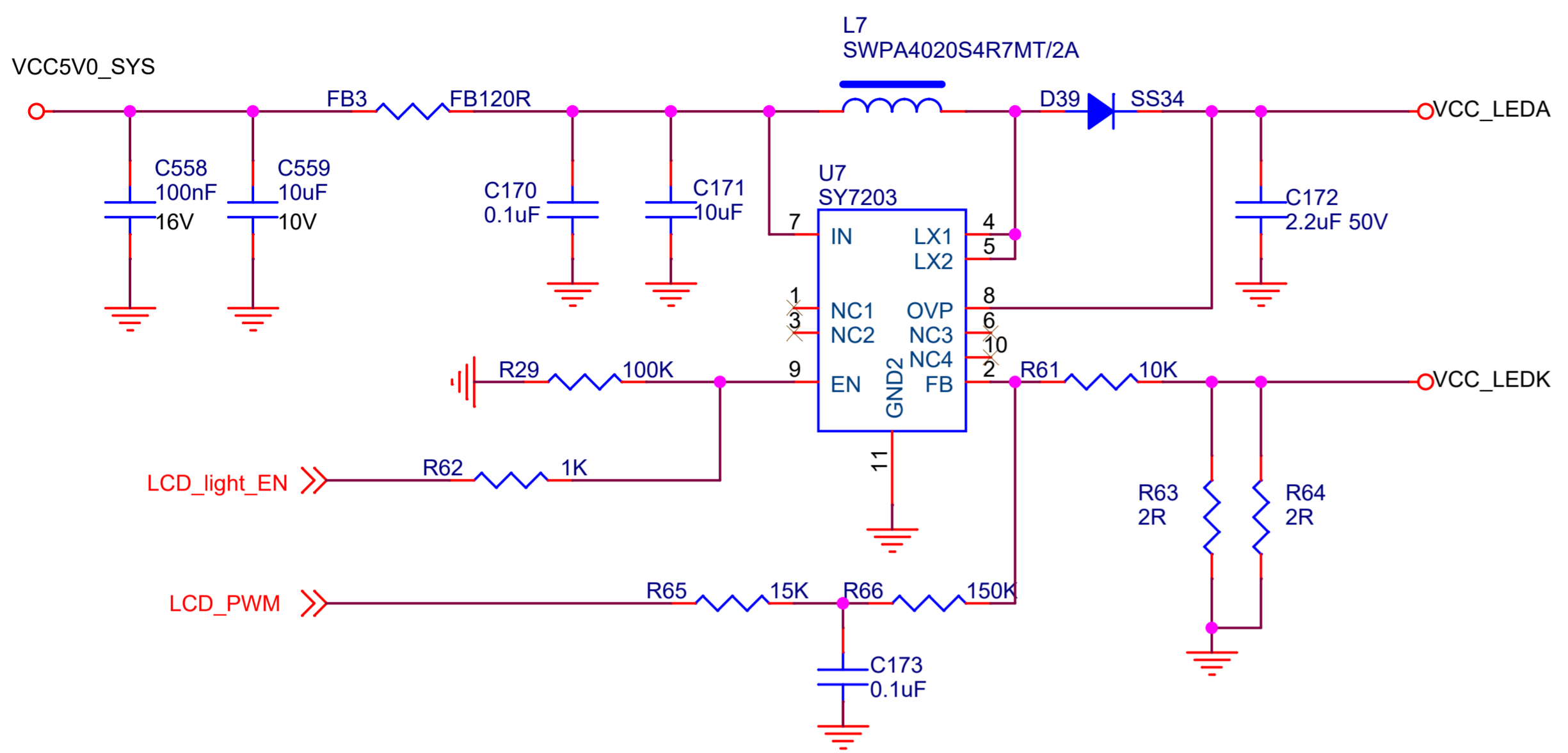
5 4 3 2 1



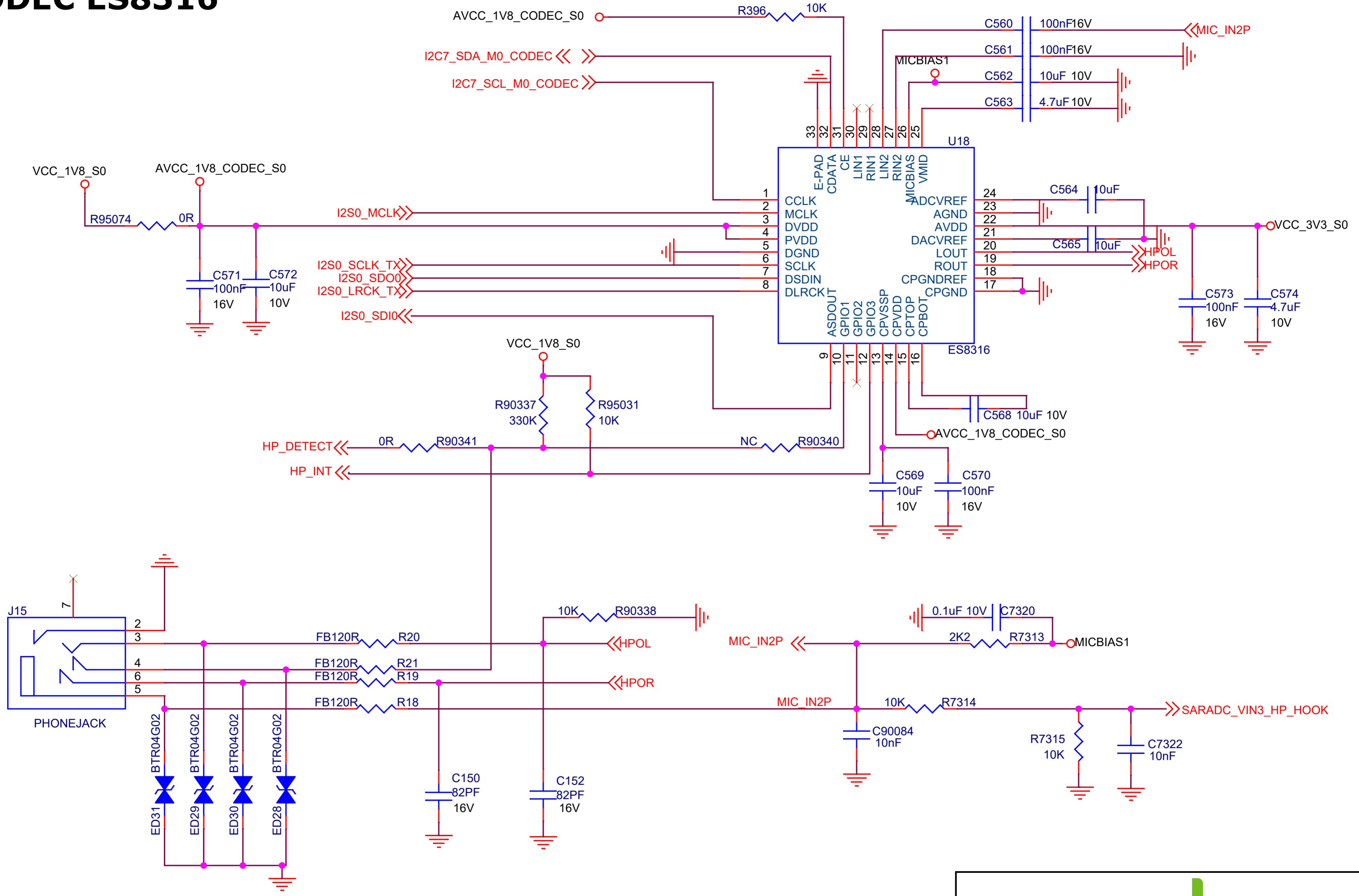




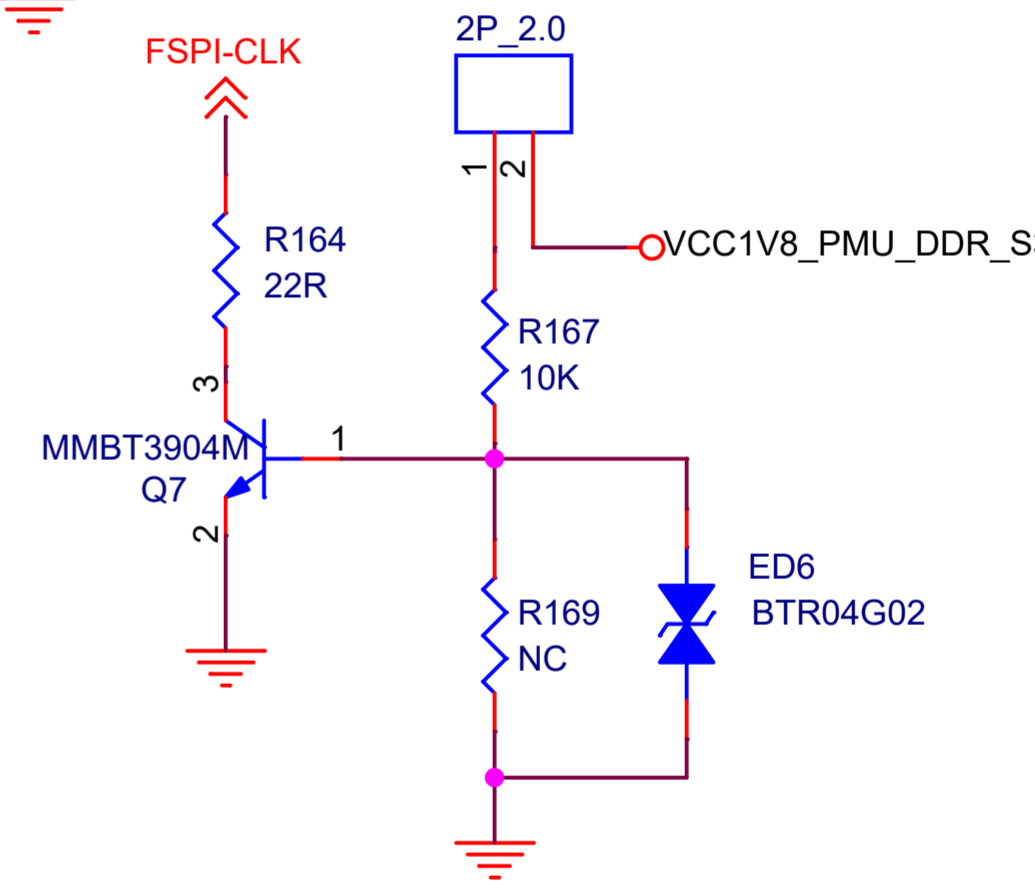
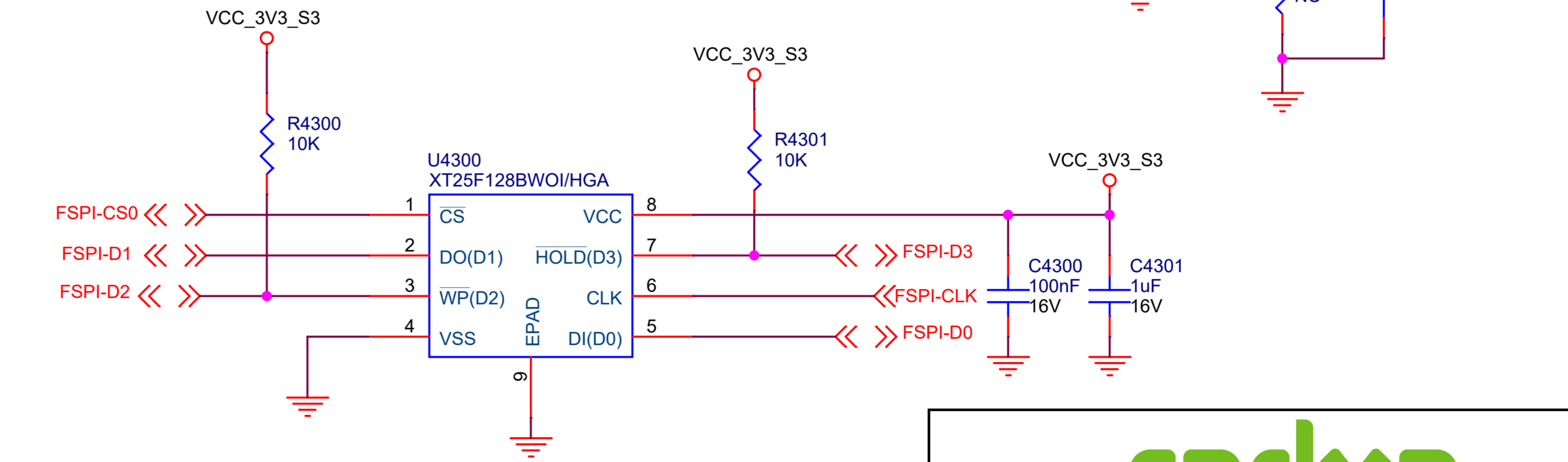
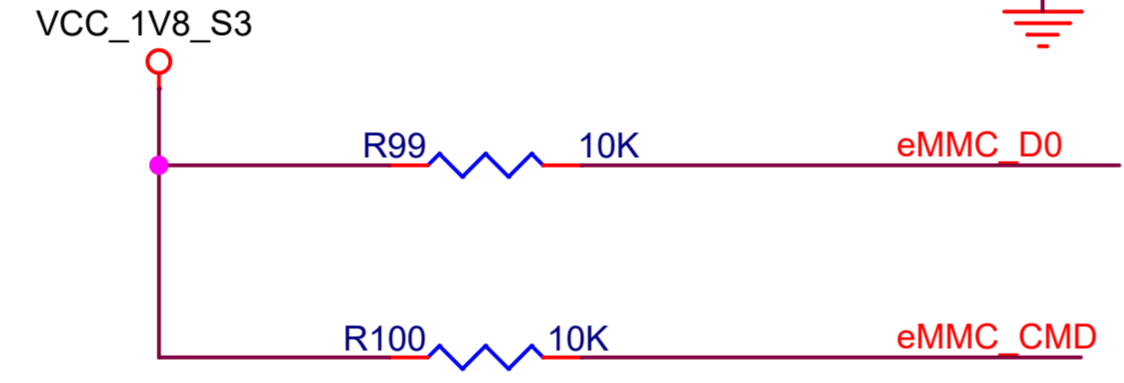
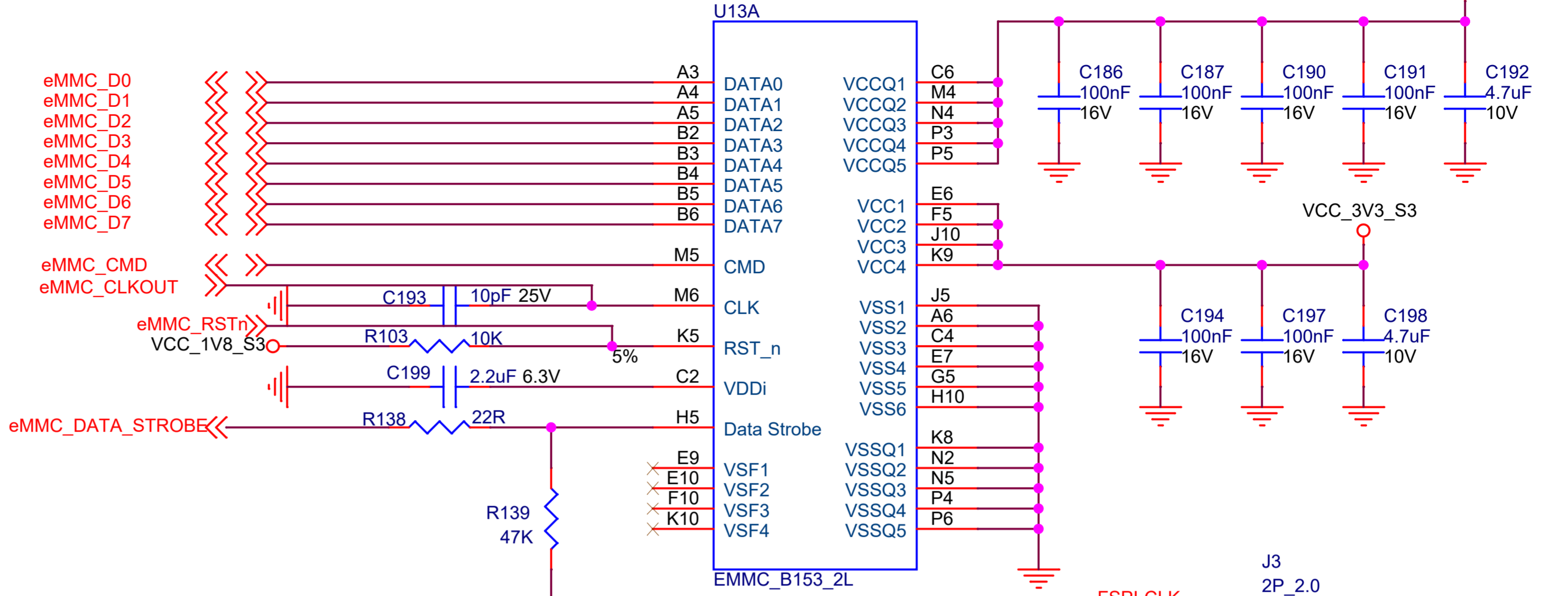
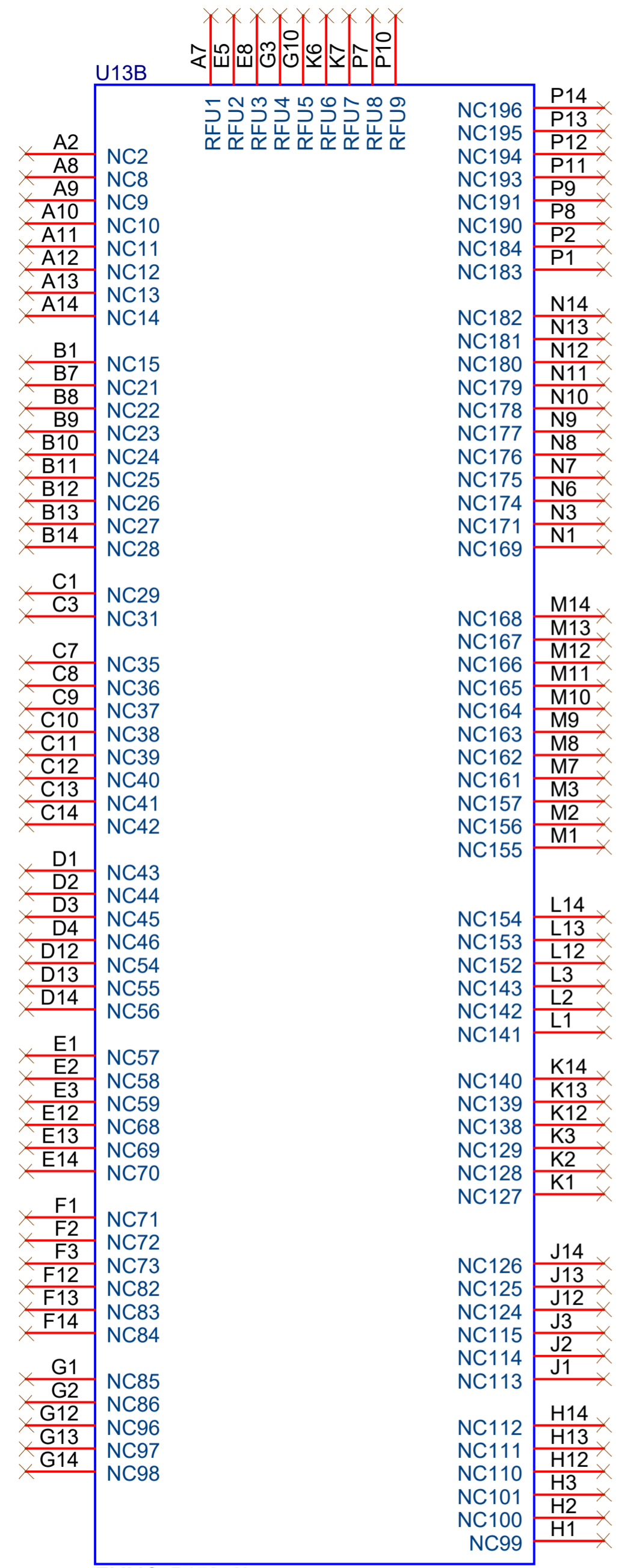
Size	Title: ROCK 5B+	REV
A4	Page Name: 18.Camera MIPI-CSI	1.2
Date: Thursday, August 15, 2024	Sheet 18 of 33	



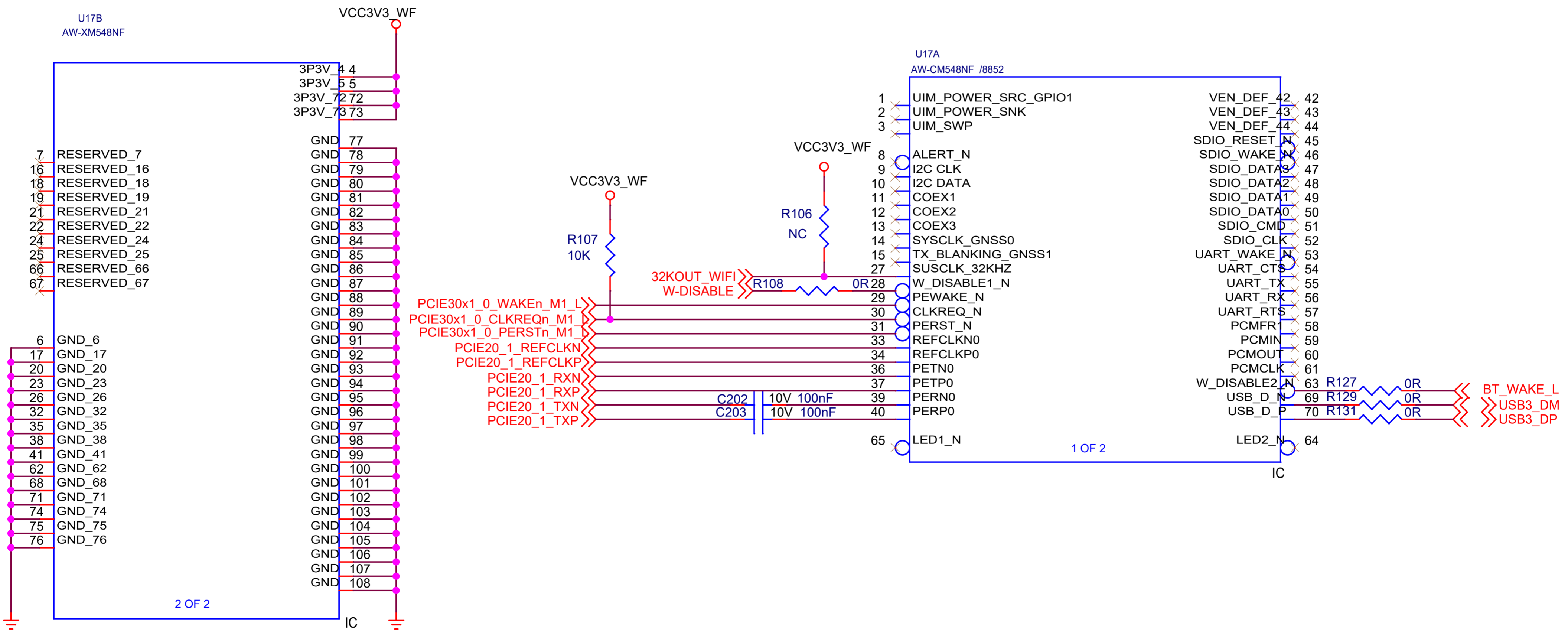
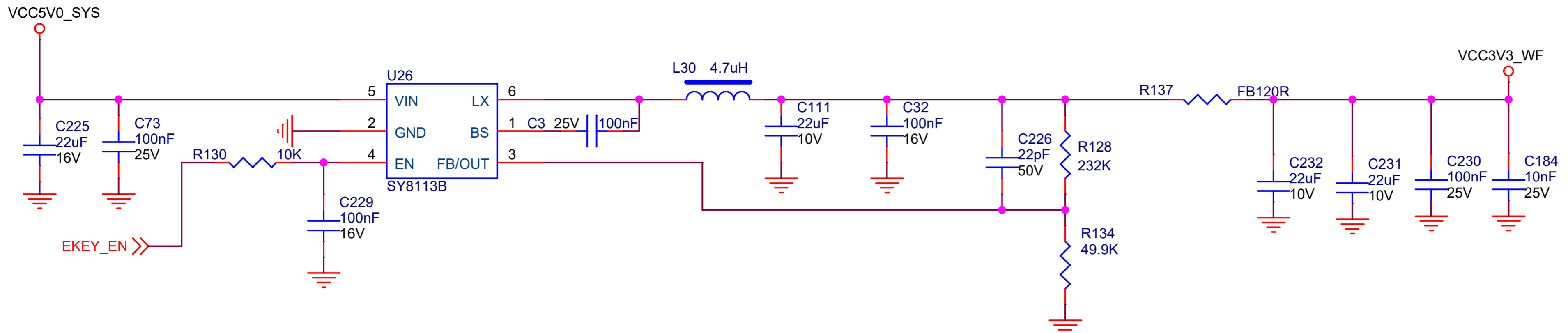
CODEC ES8316



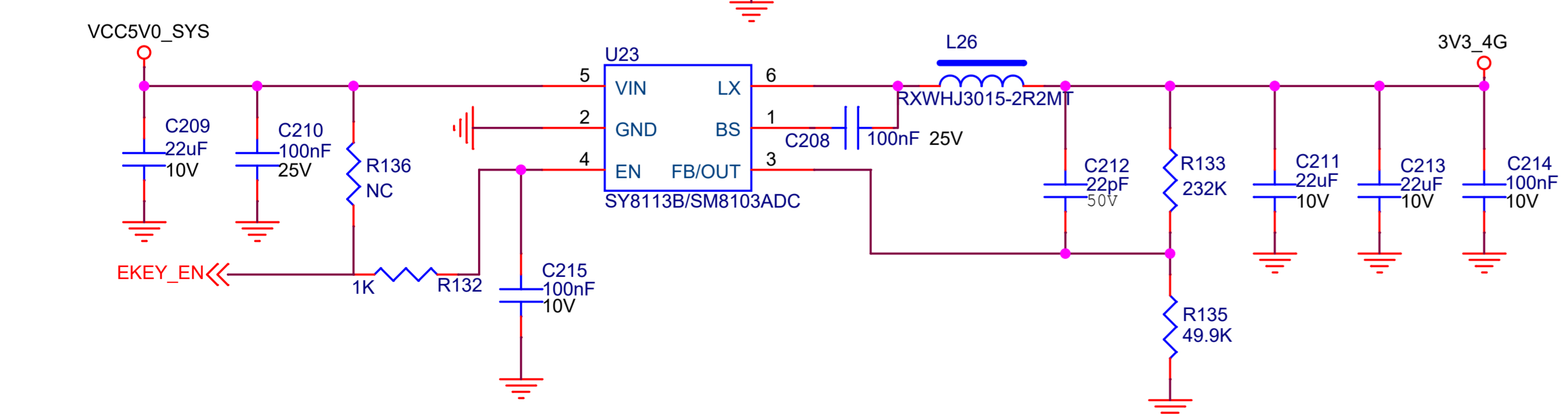
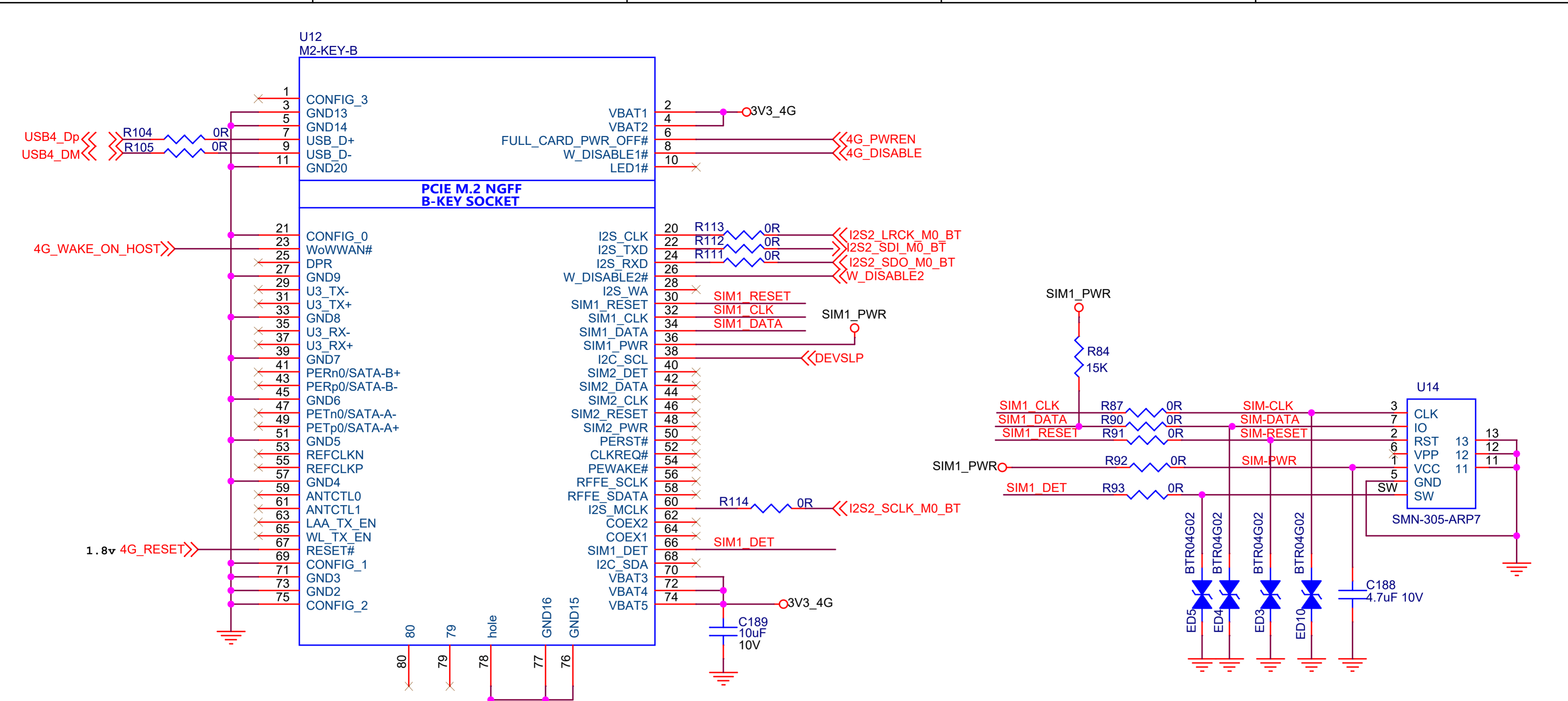
Size	Title: ROCK 5B+	REV
A4	Page Name: 20.Audio Codec	1.2
Date: Thursday, August 15, 2024	Sheet 20 of 33	



Size	Title: ROCK 5B+	REV
A4	Page Name: 21.SPI/eMMC Flash	1.2
Date: Thursday, August 15, 2024	Sheet 21 of 33	

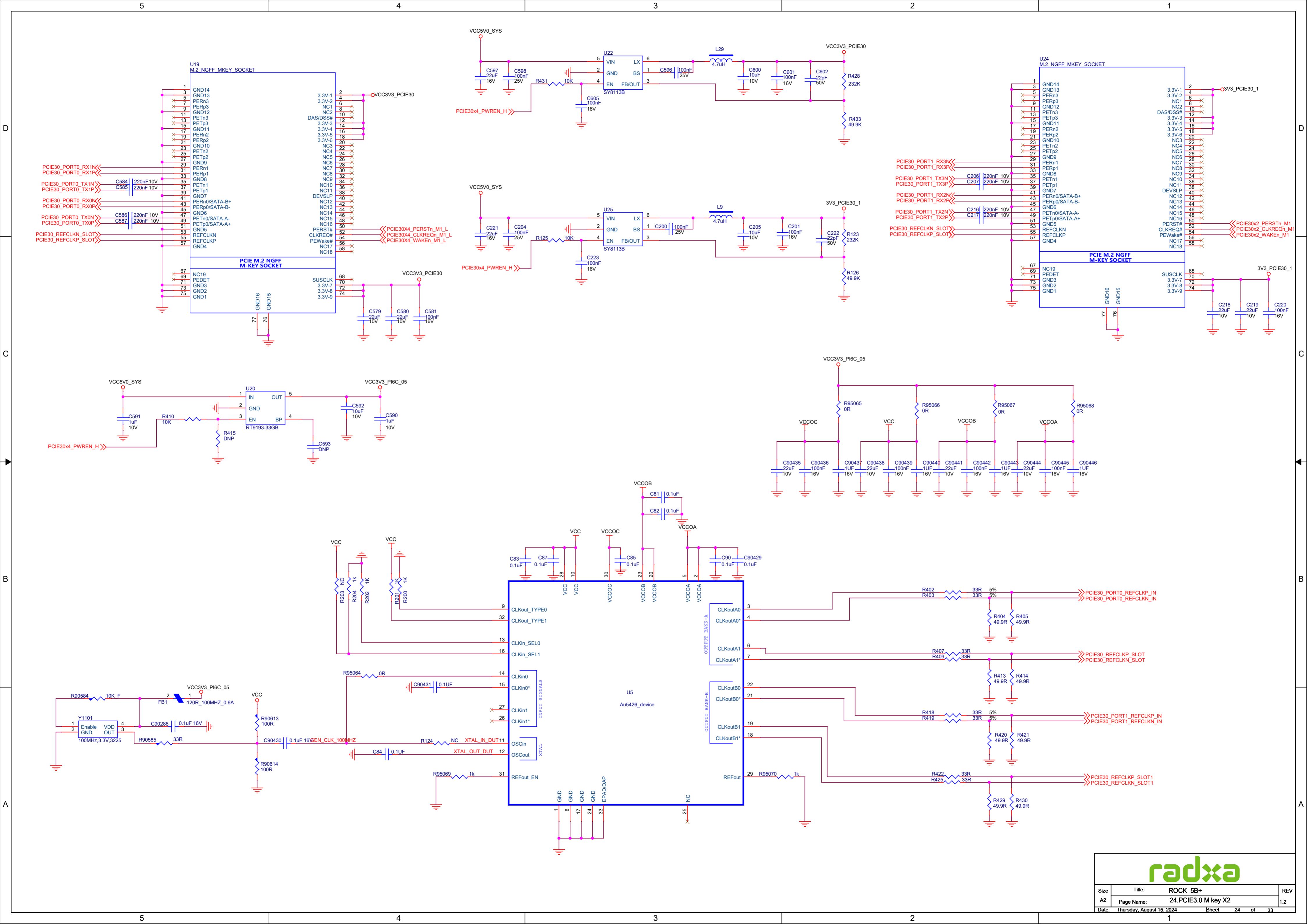


Size	Title: ROCK 5B+	REV
A4	Page Name: 22.PCIE_WIFI	1.2
Date: Thursday, August 15, 2024	Sheet 22 of 33	

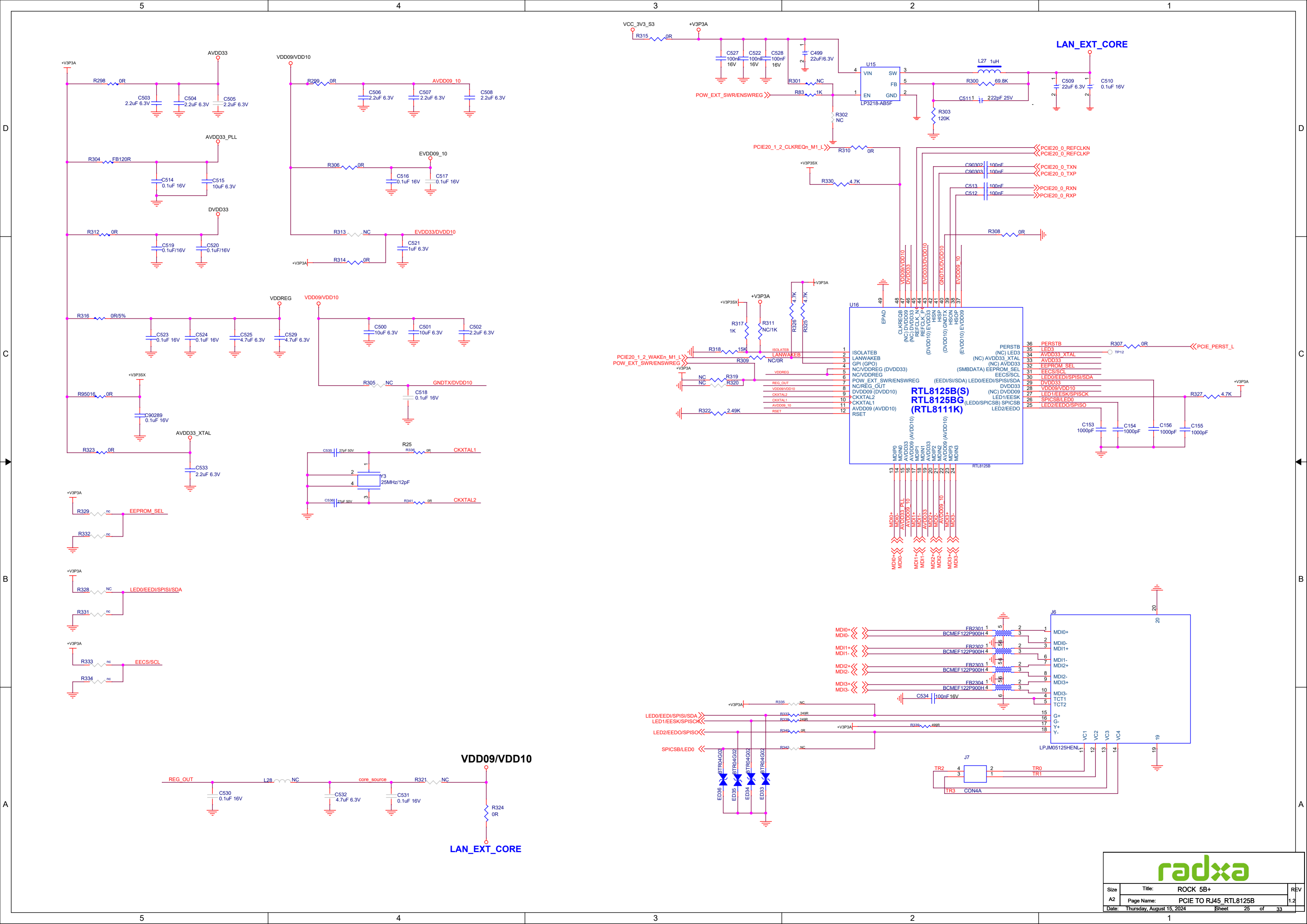


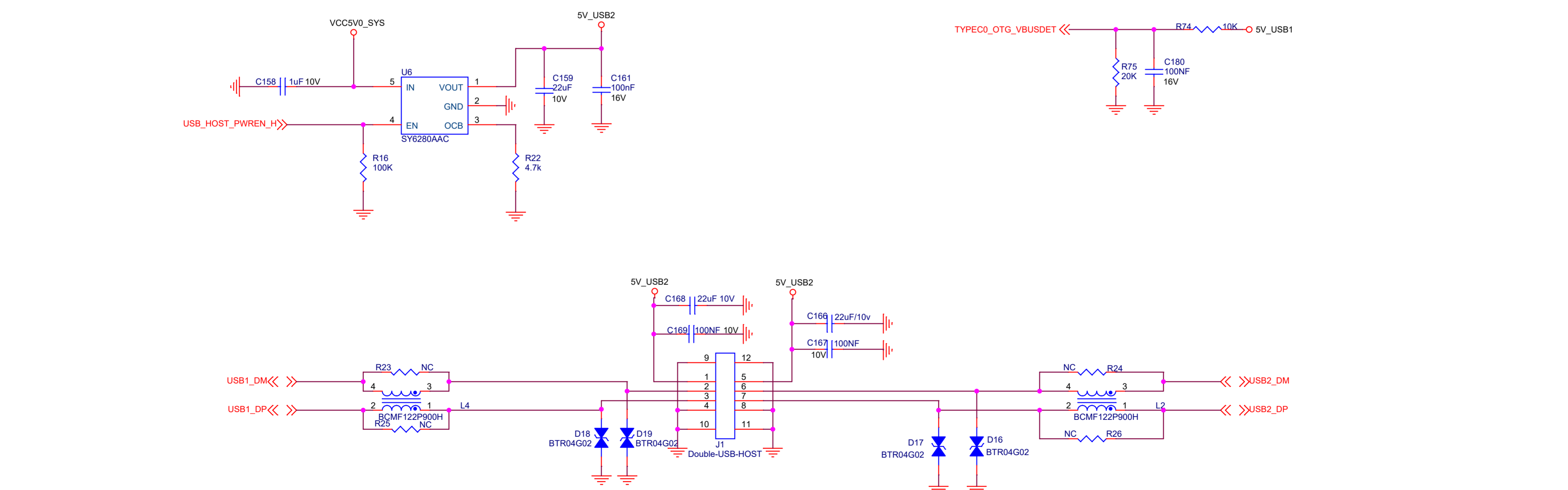
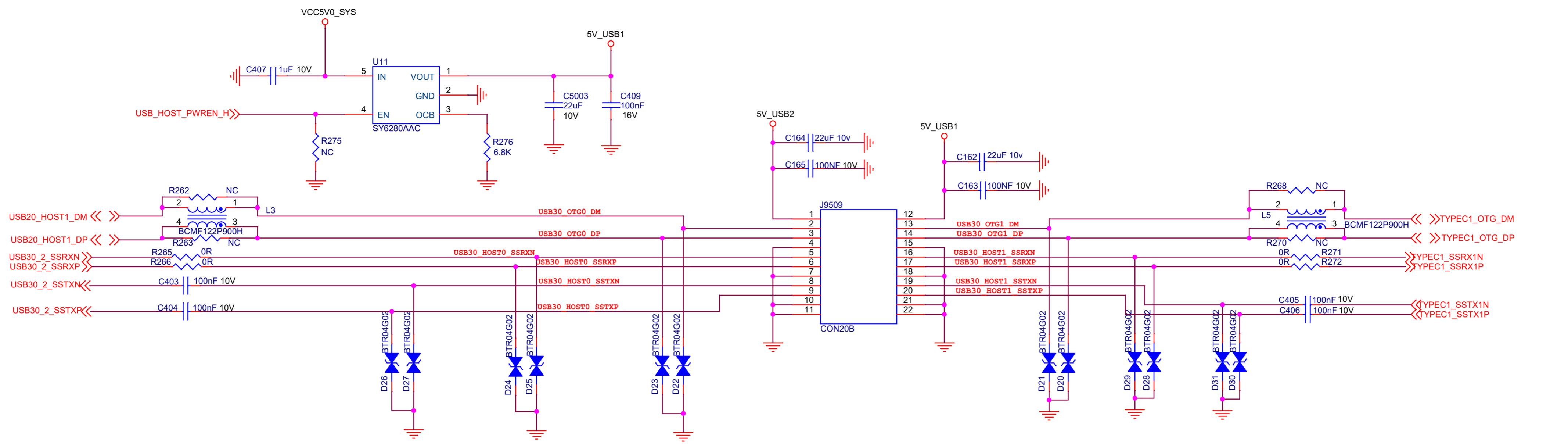
radxa

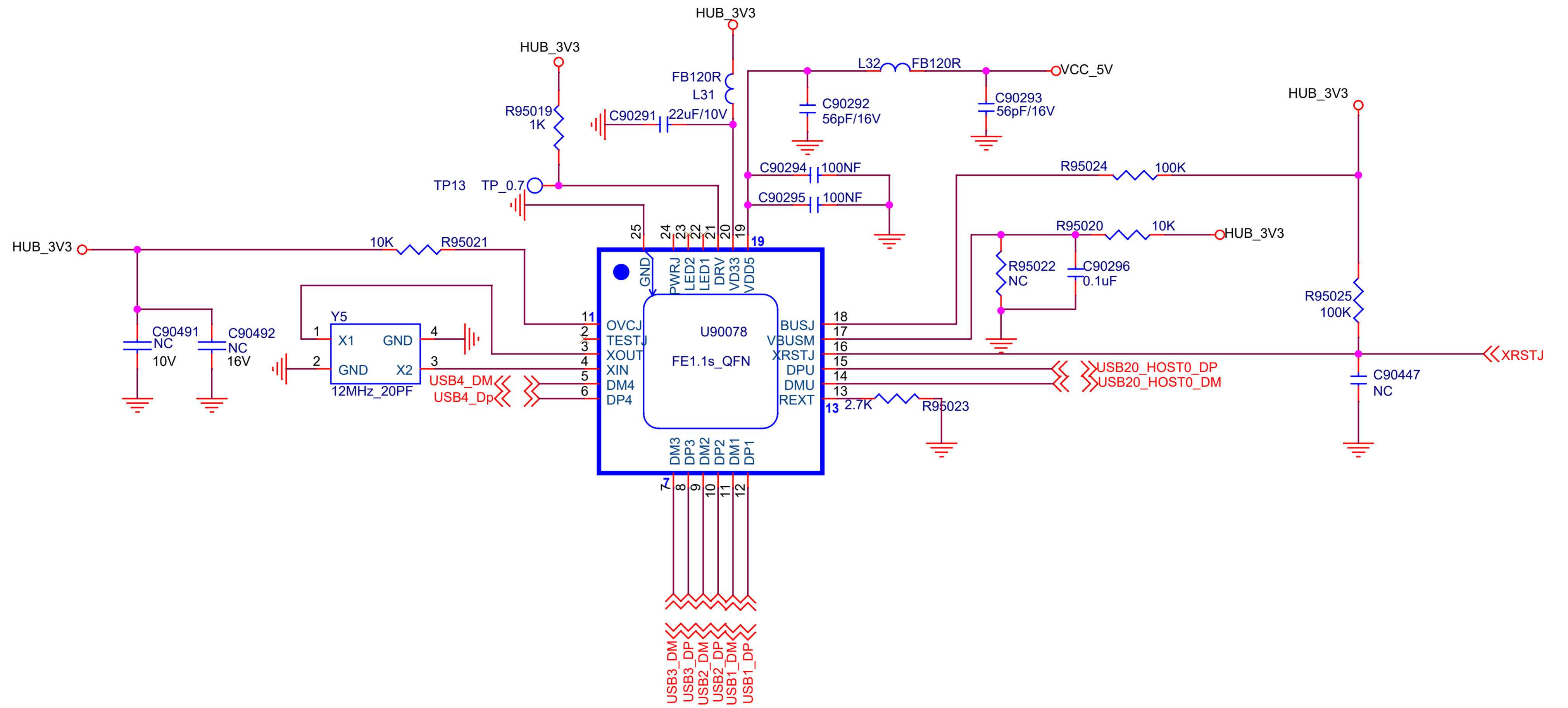
Size	Title: ROCK 5B+	REV
A4	Page Name: 23.M.2 B key_4G	1.2
Date: Thursday, August 15, 2024	Sheet 23 of 33	



Size	Title: ROCK 5B+	REV
A2	Page Name: 24.PCIE3.0 M key X2	1.2
Date:	Thursday, August 15, 2024	Sheet 24 of 33

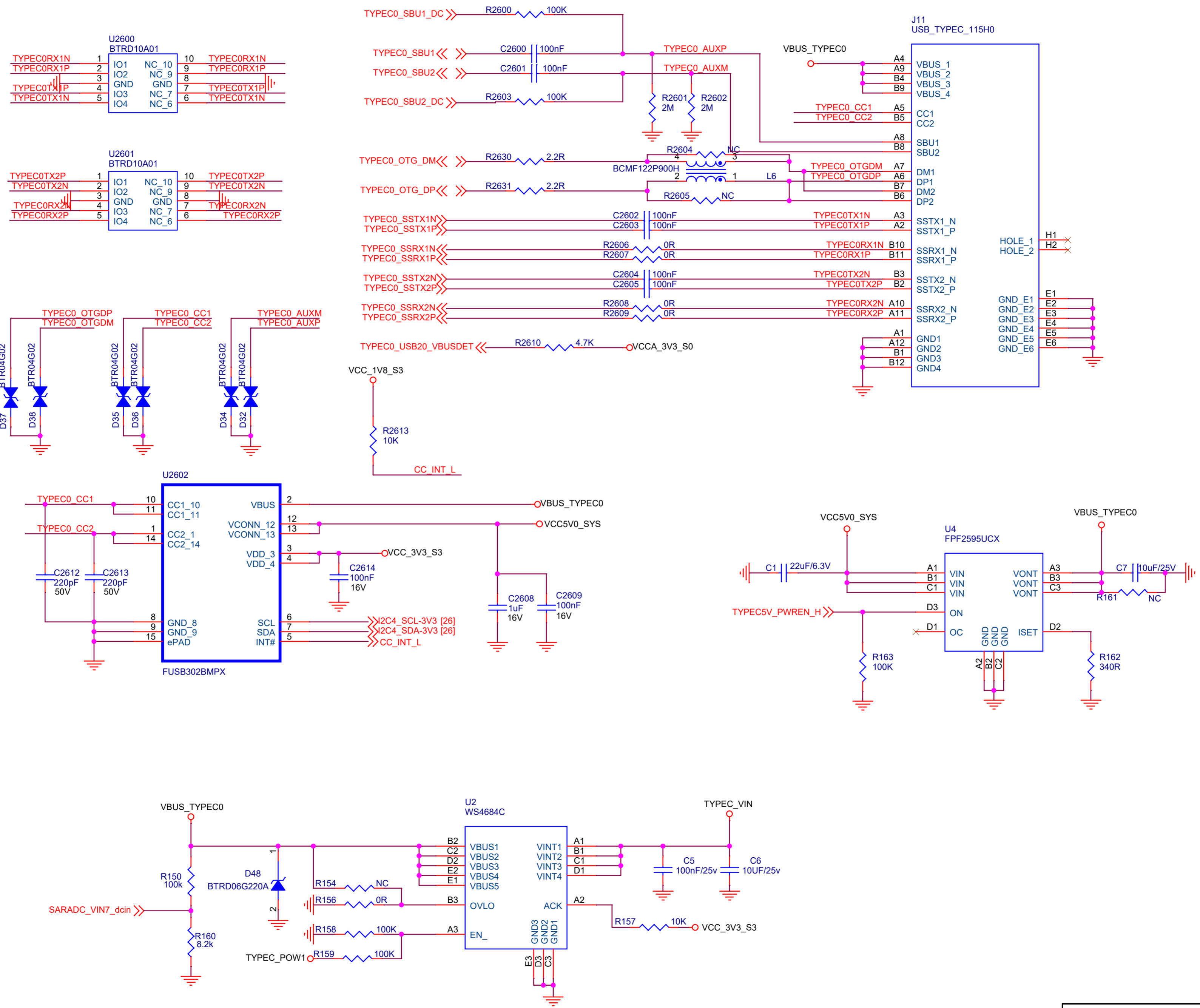


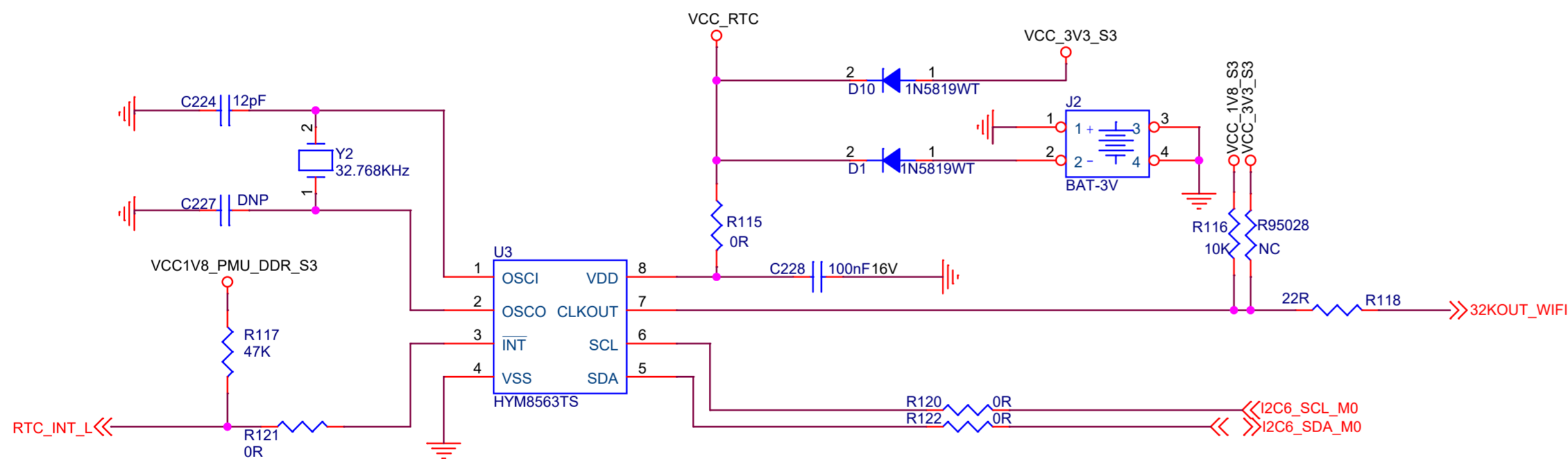
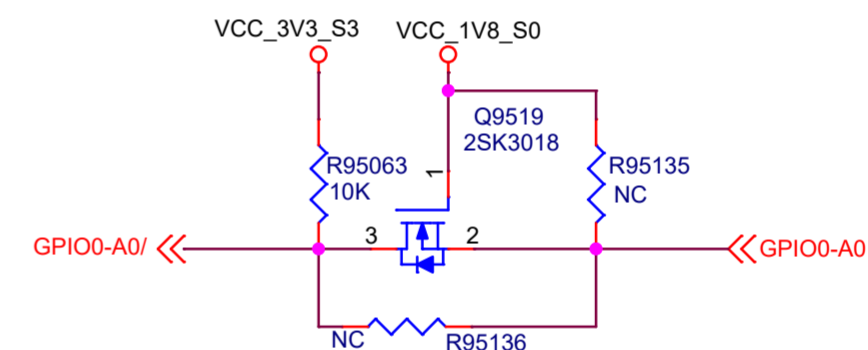
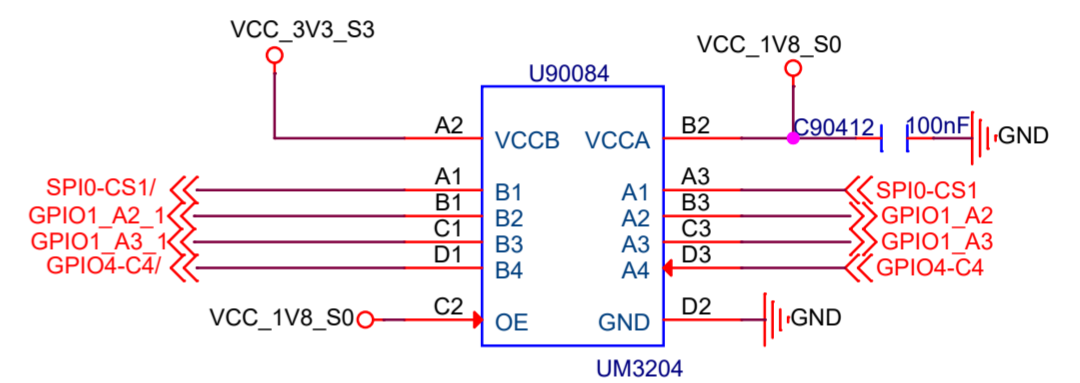
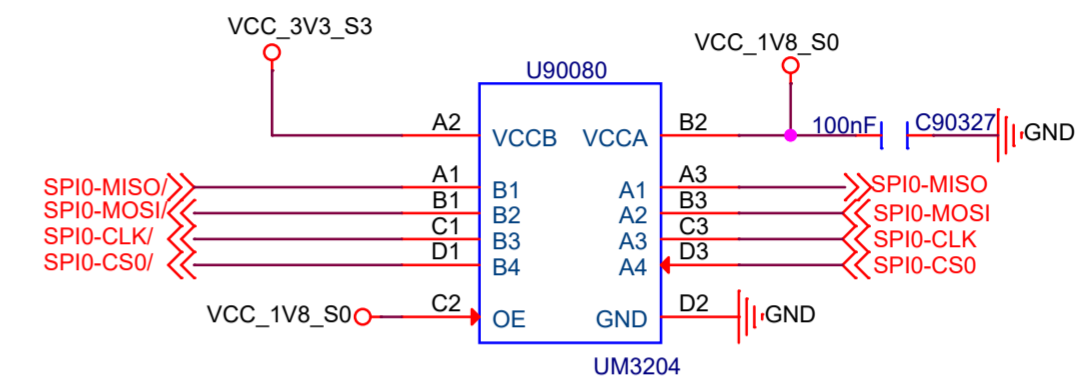
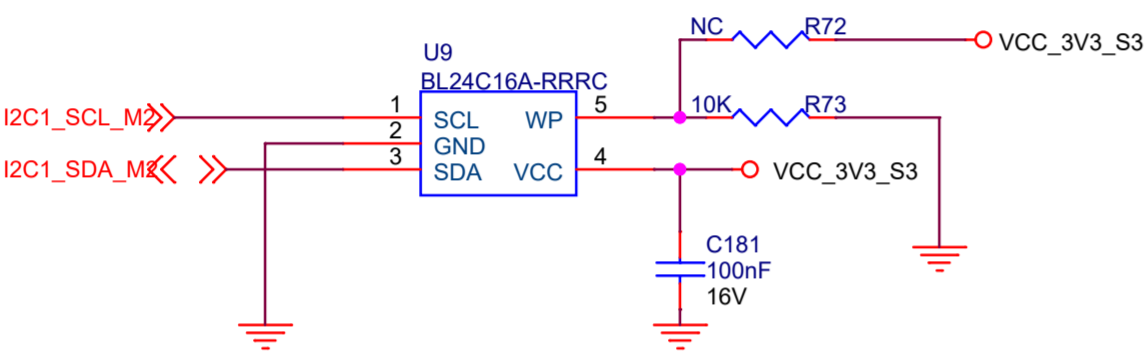
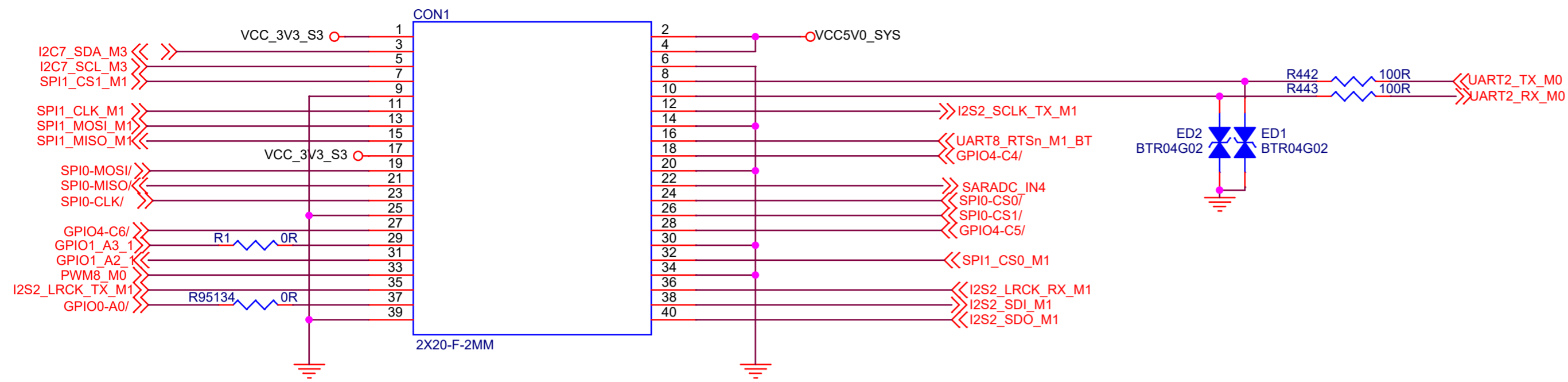


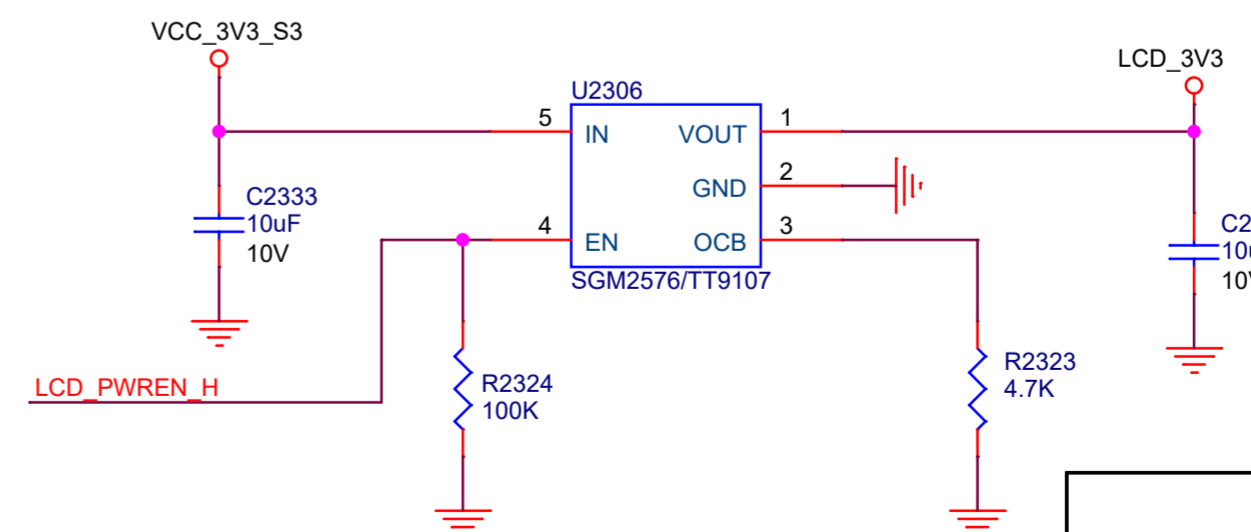
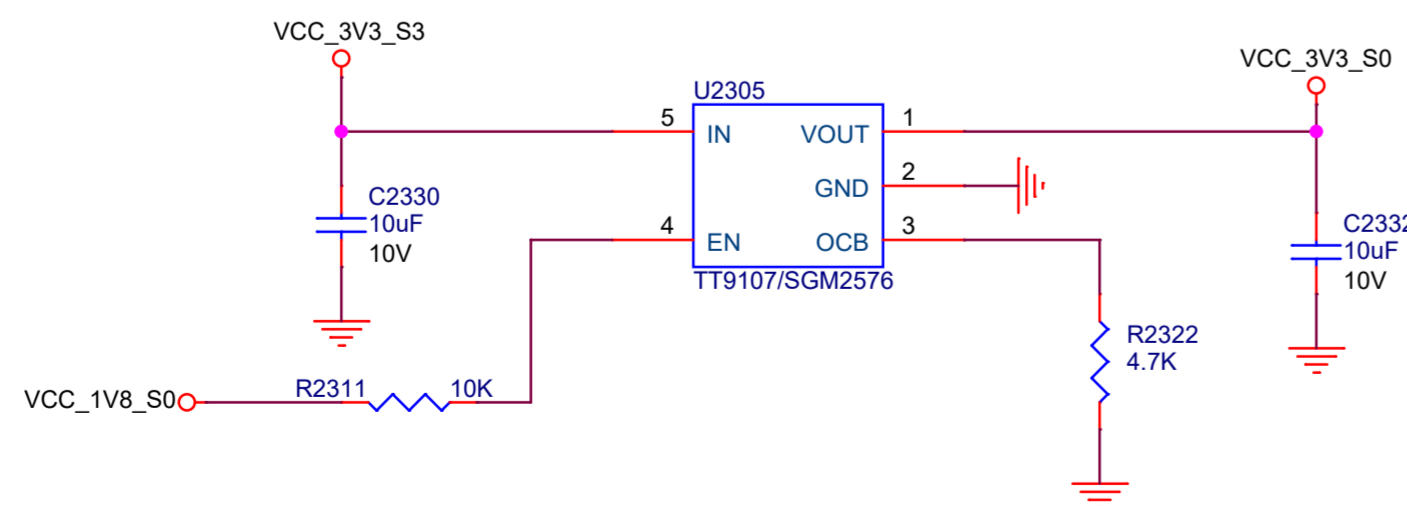
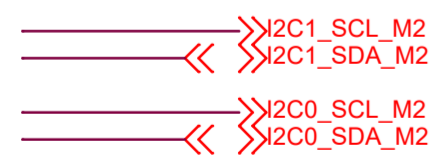
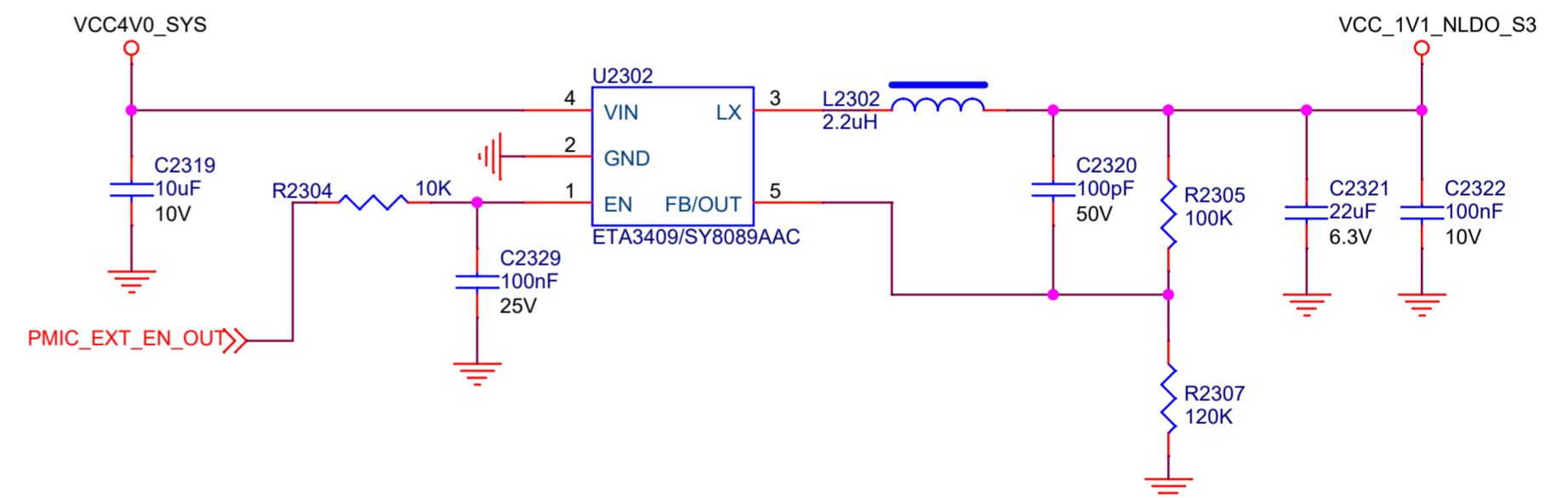
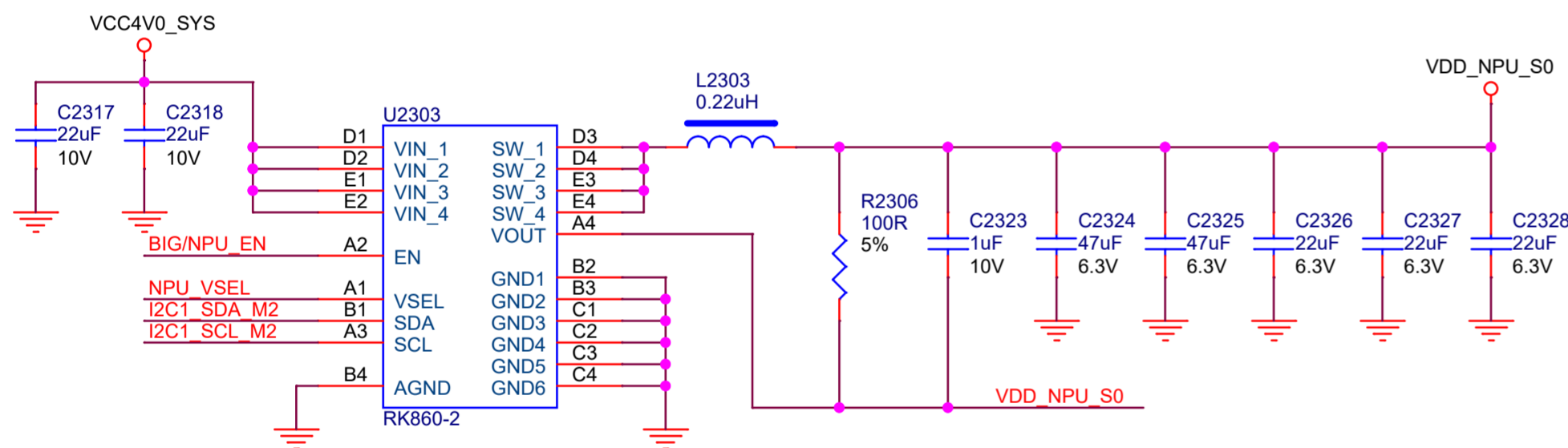
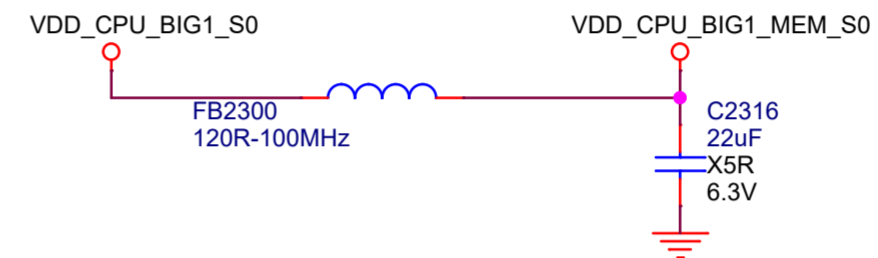
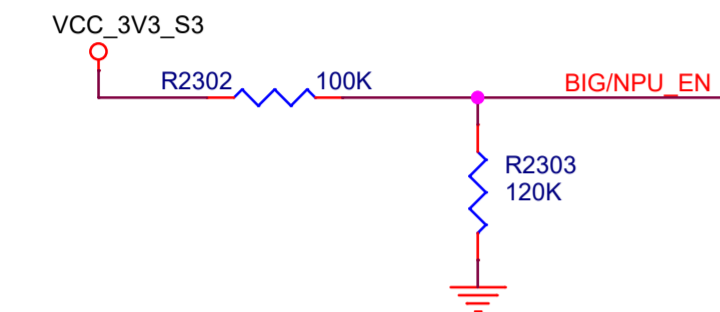
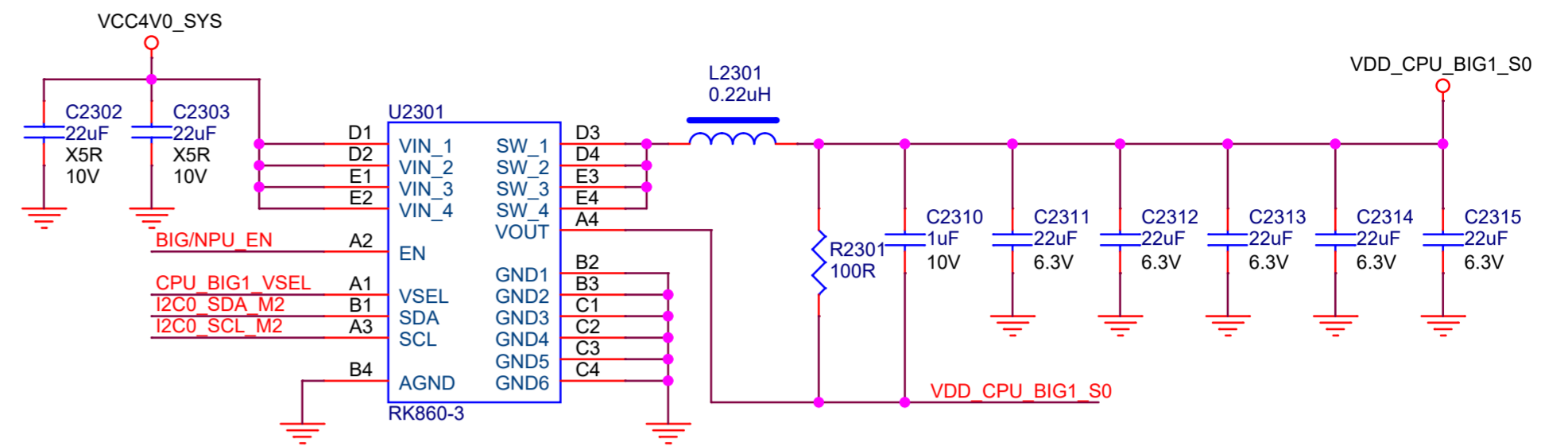
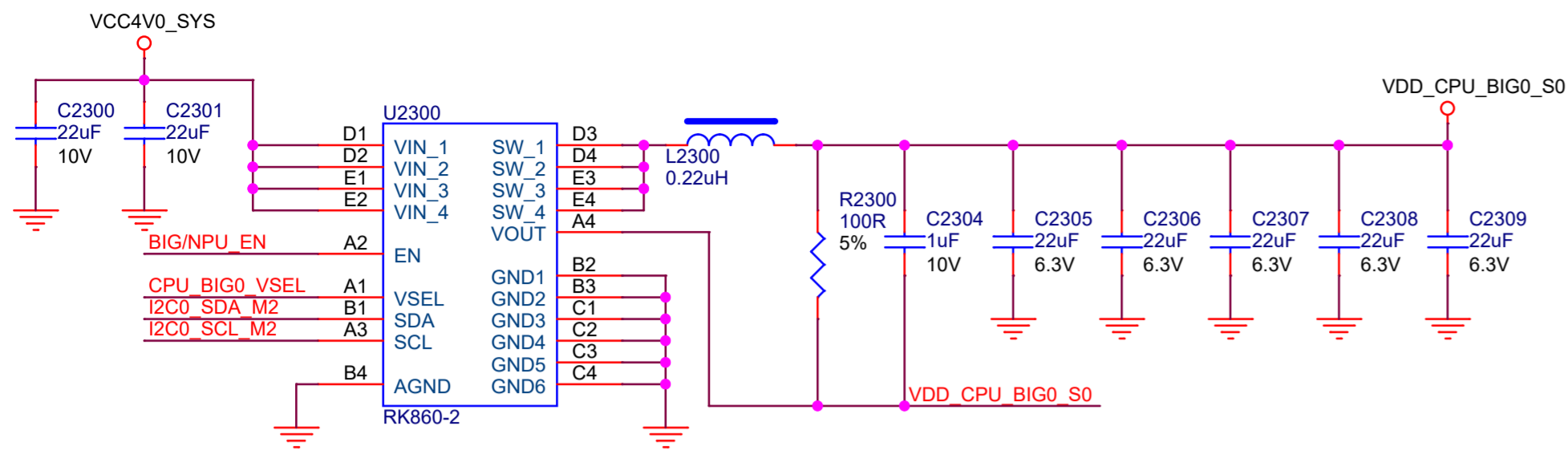


radxa

Size	Title: ROCK 5B+	REV
A4	Page Name: USB2HUB	1.2
Date: Thursday, August 15, 2024	Sheet 27 of 33	







Default:0.85V
 Low frequency:
 0.85V-->0.75V

- >>>PMIC_SPI_CS
- >>>PMIC_SPI_MOSI
- >>>PMIC_SPI_CLK
- >>>PMIC_PWR_CTRL1
- >>>PMIC_PWR_CTRL2
- >>>PMIC_PWR_CTRL3
- >>>PMIC_INT_L
- >>>RESET_L
- >>>PMIC_EXT_EN_OUT
- >>>PWRON_L

